

e Briefing from the Cyprus Stock Exchange (CSE)

Distributed free of charge



CSE MONTHLY ELECTRONIC EDITION APRIL 2008 – ISSUE 134



MESSAGE FROM THE PRESIDENT OF THE CSE

New ways of briefing

From this month, the briefing that the CSE offers its partners in the Cyprus, Greece and international markets takes on a new look. The informational material has been enriched and all the content has taken on a new aesthetic look. Our aim is to provide an enhanced and enriched briefing to our industry partners, who wish to keep up to date with the developments of Cyprus' stock market. In this regard, we have promoted these new plans, which will continuously evolve according to the needs of the market. As the board of the CSE, we wish to believe that our initiatives are a step in the right direction and are compatible with the new demands of the market's factors. Our promise is that we will do whatever is humanly possible in order to better respond to the task of the CSE.

Giorgos Koufaris
President CSE

NEWS

The CSE released its new profile with the aim of promoting its services

In an effort to promote its products and services, the CSE has published its new profile. All the main subjects that every interested party needs in order to invest in the CSE or to list a company on the Cyprus stock market are detailed in this publication. In the profile pages, the CSE's modern structure as well as the many services it offers is explained. In addition, its aims and aspirations as a regional stock exchange are recorded. The profile gives information regarding the acquisitions of the CSE and the categories of the companies, while also explaining how someone can list their business on the CSE market. The CSE's profile will be sent to all interested parties in Cyprus and Greece, while anyone who is interested may contact the CSE and request a profile.



The CSE's profile, which informs all interested parties about the Cyprus stock market

MONTHLY REVIE OF DEVELOPMENTS

On the last trading session of April 2008 the General Index reached 3.272,61 points, representing a relative increase of 13,06%. The value of shares traded also exhibited an increase of 20,43% compared to the previous month. It is worth mentioning however, that the highest level the General Index reached for the month was 3.312,86 points. The other Market Indices reached the following levels: Main Market reached 3.319,56, Parallel Market 1.792,70, Alternative Market 2.673,88, Investment Companies 1.748,71 points. On a sectoral level, sub-indices reached the following levels: Banking sector 3.617,75, Hotels 1.715,49, FTSE/CySE20 1.128,02 and finally the FTSE Med 100 reached 10.197,29 points.

The market capitalisation of shares (excluding Investment Companies Market) reached €14,62 billion. According to this month's results, the Main Market accounted for 59,48% of the total market capitalisation,

the Parallel Market 3,03%, the Alternative Market 10,90%, the Investment Companies Market 1,84%, the Shipping Market 0,55%, the Special Category 0,21%, the Special Characteristics Market 3,08% and the Bond Market 20,92%. Moreover the total market capitalisation, including the Investment Companies Market, Warrants and the Bond Market reached €18,93 billion compared to €17,86 billion the previous month, registering an increase of 6,00%. The total value of transactions during the month in review reached €141,57 million, with an average of €7,87 million per trading session. The Financials sector contributed 69,809% to the total value traded, which was the highest, whereas the Corporate Bonds sector had the lowest contribution with 0,000%. Investors primarily focused their interest on the shares of "Marfin Popular Bank Public Co Ltd" and "Bank of Cyprus Public Company Ltd" with 20,89% and 17,59% respectively.

GAIN EXPOSURE FROM OUR PUBLICATION

With the new, more modern structure that we have given our monthly briefing for the partners of the Cyprus, Greece and international markets, there is now the opportunity to promote businesses through our online edition. As is already known, our edition is sent electronically to thousands of receivers. Any businesses that are interested in promoting their products or services in our new updated electronic edition, please contact the CSE at 22 712300.

READ IN THIS ISSUE

- ▶ The decisions the CSE took
- ▶ News announced by the listed companies
- ▶ The CSE's activities



- ▶ Indexes and facts regarding the CSE's market

TO CONTACT THE CSE

TEL: 00357-22712300, FAX: 0357-22570308
EMAIL: INFO@CSE.COM.CY, WWW.CSE.COM.CY



DECISIONS

Listed Companies' News/Council's decisions about listed Companies

▶ On the 2nd of April 2008, the Cyprus Stock Exchange announced the suspension of trading of 4.25% Nominal Bonds First Series 2003 Expiry 2008 under the code GB051B03 from Thursday, April 10 to Tuesday, April 15, 2008 (inclusive), that is, until the clearing of all transactions in view of the write-off of the titles. The bonds were delisted from the CSE on April 16, 2008. The above decision was taken pursuant to Article 183 of the CSE Law for the protection of investors.

▶ On the 3rd of April 2008, the Cyprus Stock Exchange announced that the nominal value of the share of the company Cyprus Cement Public Company Ltd is redenominated from £0.25 to ~0.43. Its issued share capital remains 118,461,604 shares. The change was based on the Special Resolution of the Extraordinary General Meeting held on March 21, 2008. The above change has been effective from Tuesday, April 8, 2008.

▶ On the 3rd of April 2008, the Cyprus Stock Exchange announced that the nominal value of the share of the company CCC Tourist Enterprises Public Company Ltd is redenominated from £0.25 to ~0.43. Its issued share capital remains 141,692,040 shares. This change was based on the Special Resolution of the Extraordinary General Meeting held on March 21, 2008. The above change has been effective from Tuesday, April 8, 2008.

▶ On the 3rd of April 2008, the Cyprus Stock Exchange announced that the nominal value of the share of the company CCC Holdings & Investments Public Company Ltd is redenominated from £0.25 to ~0.43. Its issued share capital remains 44,000,000 shares. This change was based on the Special Resolution of the Extraordinary General Meeting held on March 21, 2008. The above change has been effective from Tuesday, April 8, 2008.

▶ On the 3rd of April 2008, the Cyprus Stock Exchange announced that the nominal value of the share of K + G Complex Public Company Ltd is redenominated from £0.10 to ~0.17. Its issued share capital remains



100,000,000 shares. This change was based on the Special Resolution of the Extraordinary General Meeting held on March 21, 2008. The above change has been effective from Tuesday, April 8, 2008.

▶ On the 4th of April 2008, the Cyprus Stock Exchange announced that the nominal value of the share of Unigrowth Investments Public Ltd is redenominated from £0.10 to ~0.20. Its issued share capital remains 11,249,989 shares. This change was based on a special resolution of the Extraordinary General Meeting held on March 28, 2008. The above change has been effective from Thursday, April 10, 2008.

▶ On the 7th of April 2008, the Cyprus Stock Exchange announced that the nominal value of the share of Muskita Aluminium Industries Plc is redenominated from £0.10 to ~0.17. Its issued share capital remains 82,500,000 shares. This change was based on the Special Resolution of the Extraordinary General Meeting held on March 26, 2008, which cancels the resolutions of the Extraordinary General Meeting held on December 20, 2007 on the redenomination of the nominal value of the share from £0.10 to ~0.25. As a result, the CSE announcement dated December 27, 2007 on the redenomination of the nominal value of the Muskita Aluminium Industries Plc is not valid. The above change has been effective from Wednesday, April 9, 2008.

▶ On the 8th of April 2008, the Cyprus Stock Exchange announced that the nominal value of the share of Hellenic Bank Public Company Ltd is

redenominated from £0.25 to ~0.43. Its issued share capital remains 290,942,990 shares. This change was based on a special resolution of the Extraordinary General Meeting held on March 26, 2008. The change has been effective from Thursday, April 10, 2008.

▶ On the 9th of April the Cyprus Stock Exchange announced that the nominal value of the share of Logicom Public Ltd is redenominated from £0.20 to ~0.34. Its issued share capital remains 67,906,300 shares. This change was based on a special resolution of the Extraordinary General Meeting held on March 28, 2008. The above change has been effective since Monday, April 14, 2008.

▶ On the 9th of April 2008, the Cyprus Stock Exchange announced that the nominal value of the share of K.Kythereotis Holdings Public Ltd is redenominated from £0.10 to ~0.17. Its issued share capital remains 42,450,000 shares. This change was based on a special resolution of the Extraordinary General Meeting held on March 26, 2008. The above change has been effective since Friday, April 11, 2008.

▶ On the 9th of April 2008, the CSE Council announced the transfer of the titles of Exelixis Investment Public Ltd from the Special Characteristics Market to the Alternative Market due to its compliance with the procedure on the transfer from the Investment Companies Market to the Alternative market pursuant to Paragraph 2.2.8 of KPD596/2005. The titles of the company started trading in the Alternative Market on Monday, April

14, 2008.

▶ On the 9th of April 2008, the Cyprus Stock Exchange announced that the nominal value of the share of Laser Investment Group Plc is redenominated from £0.035 to ~0.06. Its issued share capital is converted into 14,429,882 shares. This change was based on a special resolution of the Extraordinary General Meeting held on January 25, 2008. The above change has been effective since Monday, April 14, 2008.

▶ On the 16th of April 2008, the Cyprus Stock Exchange announced that the nominal value of the share of Lordos Hotels (Holdings) Public Ltd is redenominated from £0.20 to ~0.34. Its issued share capital remains 35,009,157 shares. This change was based on the Special Resolution of the Extraordinary General Meeting held on April 2, 2008. The above change has been effective since Monday, April 21, 2008.

▶ On the 18th of April 2008, the CSE Council decided to transfer the titles of Cyprus Trading Corporation Plc from the Main Market to the Alternative Market pursuant to Paragraph 2.2.2 (a) of KPD 596/2005 which concerns the Company's failure to be in line with the constant obligations of the market that it is listed in, especially the minimum rate of dispersion to the public, after the result of the Public Offer of N.K Shacolas (Holdings) Ltd to the shareholders of Cyprus Trading Corporation Plc. The titles of the company started trading in the Alternative Market on Wednesday, April 23, 2008.

▶ On the 18th of April 2008, the Cyprus Stock Exchange Further to the announcement dated 21/12/2007, announced that Triaina Investments Public Company Ltd will continue trading in the Special Characteristics Market for six more months. The above decision was taken pursuant to the Provision of 2.2.3(a) of KPD 596/2005 which concerns the Company's failure to observe the continuous obligations of the Market that it is listed in, especially the minimum rate of dispersion to the



public.

On the 18th of April 2008, the CSE Council decided to transfer the titles of Andreas Petsas and Sons Public Ltd from the Alternative Market to the Special Characteristics Market after the result of the Public Offer of Christakis Petsas, Michael Petsas and Irene Kalli to the shareholders of Andreas Petsas and Sons Public Ltd, pursuant to Paragraph 2.2.3(a) of KPD 596/2005 which concerns the Company's failure to be in line with the continuous obligations of the Market that it is listed in, especially the minimum rate of dispersion to the public. The titles of the above company started trading in the Special Characteristics Market on Wednesday, April 3, 2008. The CSE Council has given to Andreas Petsas and Sons Public Ltd, a six-month period for compliance.

On the 18th of April 2008, the Cyprus Stock Exchange announced that Cyprus Trading Corporation Plc will no longer be included in the FTSE/ CySEC20 Index and will be replaced by a share from the Reserve List. This decision was taken pursuant to Regulation 6.2.2 of the Ground Rules of FTSE/CySE20, which refers to the case of acquisition of a company participating in the Index by a company that does not participate in it, as well as Regulation 3.8 (The minimum dispersion rate for the inclusion in the index has been set at 25% of the share capital of the Company). The newcomer in FTSE/CySE20 will be selected on Tuesday, April 22, 2008 from the five companies included in the Reserve List, which was announced after the regular



evaluation carried out on Tuesday, November 6, 2007 by the Special Advisory Committee of the Index.

On the 22nd of April 2008, the Cyprus Stock Exchange further to the announcement dated February 21, 2008, announced that 37,309,323 shares of "Laser Investment Group Plc" will be listed in the CSE on Thursday, April 24, 2008, since the Company – after the SEC's request - has published the approved Supplementary Prospectus pursuant to article 14(1) of Law 114(I)/2005 on the Prospectus dated 30/1/2008. The above shares will be incorporated in the already

listed share capital of the Company, which will increase to 51,739,205 shares. This decision was taken pursuant to Article 58 of the CSE Law.

On the 22nd of April 2008, the Cyprus Stock Exchange (CSE) further to the previous announcement dated April 18, 2008, the CSE announced the exclusion of the share of Cyprus Trading Corporation Plc from FTSE/CySE20 Index and its replacement by the share of Interfund Investments Plc with effect from Wednesday, April 23, 2008 after the decision of FTSE/CySE20 Advisory Committee.

CSE EVENTS

On the 9th of April 2008 the Cyprus Stock Exchange (CSE) announced that the road show of the CSE in Britain on Wednesday, April 9, 2008 was very successful, since the ten CSE-listed companies that participated in it had productive meetings with institutional investors who expressed their interest in the CSE market. The delegation was composed of CSE Chairman and General Manager Mr. Giorgos Koufaris and Mr. Nondas Cl. Metaxas and other CSE officials, as well as representatives of the ten listed companies.

During an event organized on Tuesday, April 8, 2008 in the presence of prominent figures of the Cypriot community in London, Mr. Koufaris talked about the new CSE strategic plans and the prospects of our market. On the other hand, Mr. Metaxas analyzed the market data and presented figures concerning the CSE course. The attendants – businessmen mostly – expressed their interest in the CSE market and asked for further information, which were

given by Mr. Koufaris and Mr. Metaxas. The event was also attended by the Deputy High Commissioner of Cyprus in Britain, Mr. Demetris Hadjiargyrou and Commercial Attaché Mr. Giorgos Argyris.

Within the framework of this visit to Britain, the CSE leadership

had a meeting with the Executive Manager of LSE Ms. Clara Furse and other managerial staff and had talks on issues of general interest. During the contacts, Mr. Koufaris and Mr. Metaxas informed the LSE officials on the development, course and plans of the CSE.

The road show was very successful and many institutional investors sought to have private meetings with the companies' representatives. The road show was organized by the CSE in cooperation with Citigroup (Citigreek research). The companies that participated in it were: Bank of Cyprus, Marfin Popular Bank, Hellenic Bank, Louis, Aspis Holdings, Cyprus Trading Corporation, SFS Group, Logicom, Ocean Tankers and A. Zorpas & Sons.

The representatives had around 75 personal meetings with almost 35 institutional investors actively involved via London as well as investors from the US, Italy and other countries.

After the end of the mission, CSE Chairman, Giorgos Koufaris stated that the road show was absolutely successful and the CSE will, therefore, continue its efforts for its promotion overseas. These missions will be held on an annual basis so that the CSE becomes known to the foreign investment community.

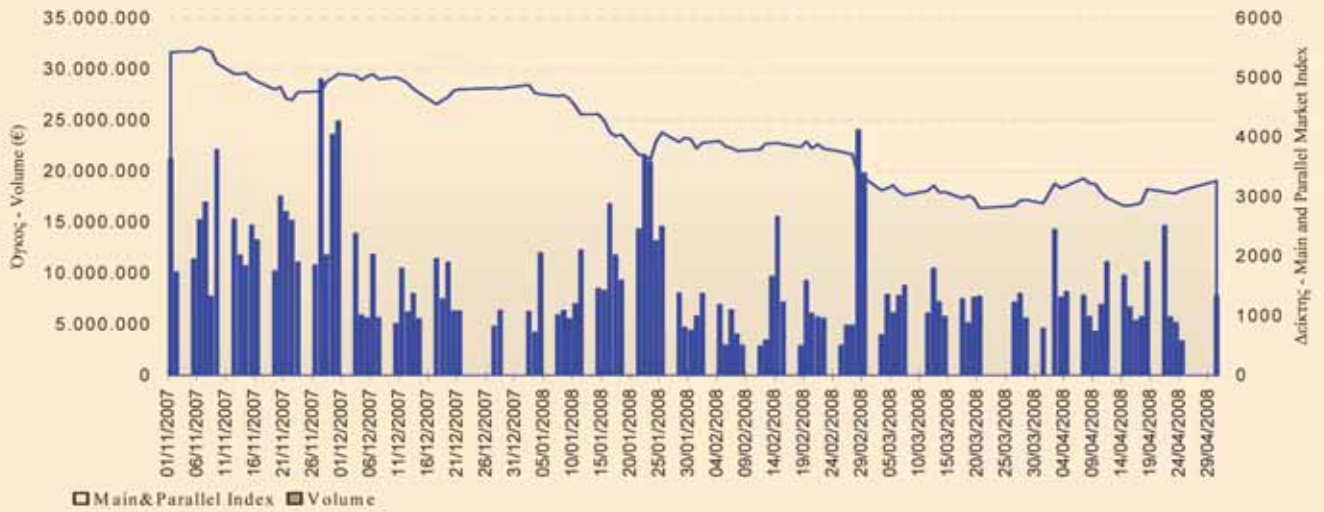


Blood donation by the CSE's executives and staff

In the context of its social contribution, the Cyprus Stock Exchange (CSE) organised a blood donation for the needs of Lefkosia Hospital's blood bank. The CSE's executives and staff took part in the blood donation, fully responding to this social cause. It is also worth mentioning that the CSE undertakes many social initiatives in order to support our fellowmen in need. Please find attached photographs of the blood donation.



Όγκος-Γενικός Δείκτης Τιμών από Νοέμβριο 2007 μέχρι Απρίλιο 2008
Volume vs CSE General Price Index from November 2007 to April 2008



Αποδόσεις Δεικτών Αγορών ΧΑΚ από 1 Νοεμβρίου 2007
CSE Market Indices Performance since November 1st, 2007



Απόδοση του Δείκτη FTSE/CySE 20, και του Γενικού Δείκτη ΧΑΚ από 1 Νοεμβρίου 2007
FTSE/CySE 20 Index, CSE General Index Performance-since November 1st, 2007





Δείκτες τιμών του Χρηματιστηρίου - CSE Indices

	Κλείσιμο Closing 30/04/2008	Υψίστη Έτους Yearly Highest	Χαμηλότερη Έτους Yearly Lowest	Ποσοστιαία Διαφορά Percentage Change 02/01/2008 31/03/2008
Δείκτες Αγορών - Market Indices (base 3.09.2004=1000)				
Γενικός Δείκτης General Index	3.272,61	4.880,97	2/1/2008 2.814,00	20/3/2008 -32,95 13,06
Δείκτης Κύριας Αγοράς Main Market Index	3.319,56	4.969,81	2/1/2008 2.852,01	20/3/2008 -33,21 13,15
Δείκτης Παράλληλης Αγοράς Parallel Market Index	1.792,70	2.129,57	2/1/2008 1.602,00	17/3/2008 -15,82 7,98
Δείκτης Εναλλακτικής Αγοράς Alternative Market Index	2.673,88	2.910,76	7/1/2008 2.368,39	20/3/2008 -8,06 6,80
Δείκτης Επενδυτικών Εταιρειών Investment Companies Index	1.748,71	2.291,32	2/1/2008 1.638,66	26/3/2008 -23,68 1,28
Κλάδοι Δείκτες Sectoral Indices (base 3.09.2004=1000)				
Δείκτης Τραπεζών Banks	3.617,75	5.504,34	2/1/2008 3.119,59	20/3/2008 -34,27 13,21
Δείκτης Ξενοδοχείων Hotels	1.715,49	2.291,52	2/1/2008 1.513,93	20/3/2008 -25,14 6,14
Δείκτες FTSE&XAK FTSE&CSE Indices				
FTSE CySE 20 (base 30.11.2000=1000)	1.128,02	1.672,54	2/1/2008 973,03	20/3/2008 -32,56 12,49
FTSE Med 100	10.197,29	12.055,78	2/1/2008 9.109,19	17/3/2008 -15,42 7,63

Όγκος συναλλαγών κατά Κλάδο - Value of volume traded by sector

Τομέας Οικονομικής Δραστηριότητας Economic Group*	Όγκος Volume (€)	Στάθμιση Weight %
Χρηματοοικονομικά - Financials	98.829.951	69,809
Υπηρεσίες καταναλωτών - Consumer Services	21.741.602	15,357
Βιομηχανίες - Industrials	11.255.666	7,950
Καταναλωτικά αγαθά - Consumer Goods	6.874.045	4,856
Τεχνολογία - Technology	1.856.102	1,311
Βασικά υλικά - Basic Materials	124.097	0,088
Εταιρικά Χρεόγραφα - Corporate Bonds	0	0,000
Κυβερνητικά Χρεόγραφα - Government Bonds	890.745	0,629
Σύνολο Total	141.572.210	100,00

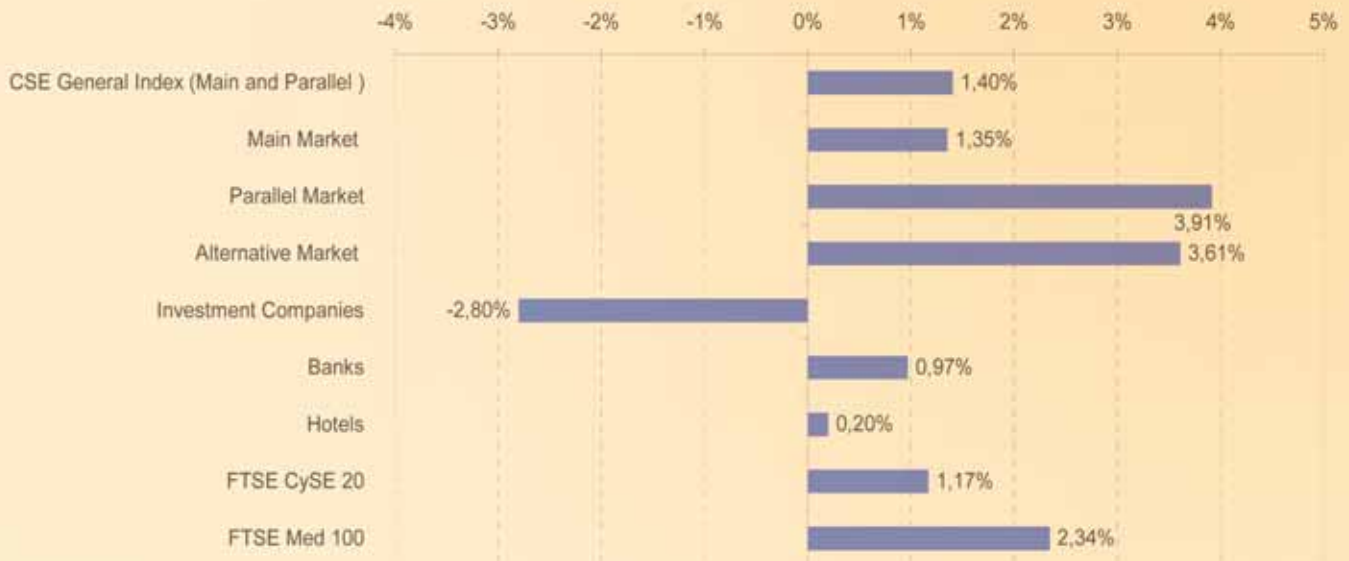
*Σύστημα κατηγοριοποίησης FTSE Industry Classification Benchmark - ICB.

Αριθμός τίτλων που διαπραγματεύτηκαν κατά κλάδο Number of securities traded by sector

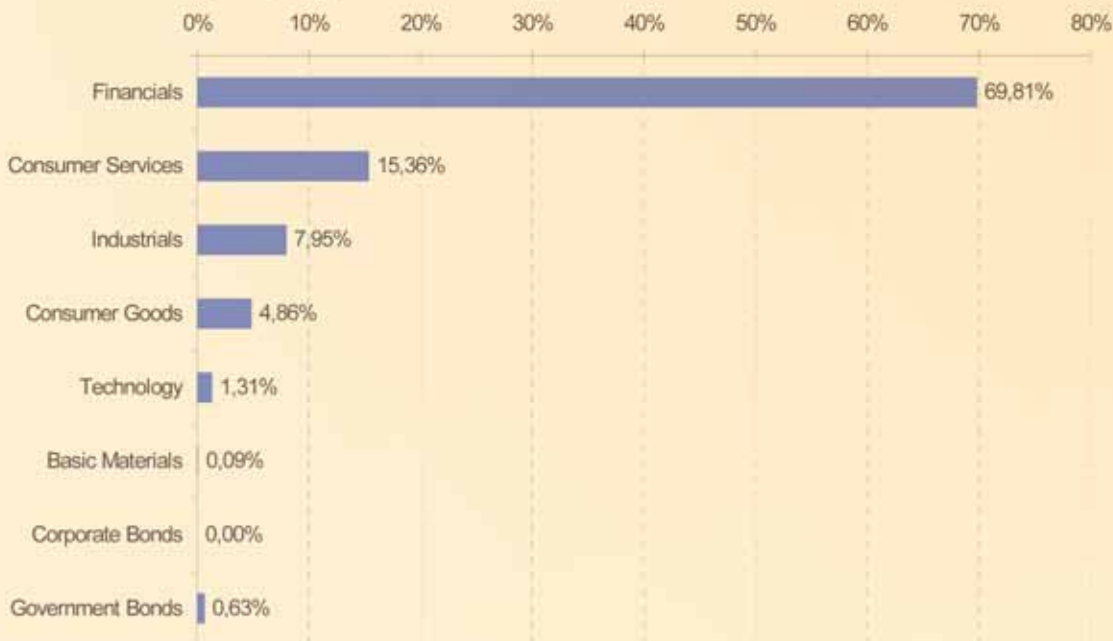
Τομέας Οικονομικής Δραστηριότητας Economic Group	Συναλλαγές Transactions	Τεμάχια Securities Traded	Στάθμιση Weight %
Χρηματοοικονομικά - Financials	26.093	103.112.318	33,25
Υπηρεσίες καταναλωτών - Consumer Services	9.062	57.589.416	18,57
Βιομηχανίες - Industrials	2.823	21.297.906	6,87
Καταναλωτικά αγαθά - Consumer Goods	1.669	22.659.206	7,31
Τεχνολογία - Technology	1.412	17.390.965	5,61
Βασικά υλικά - Basic Materials	88	787.757	0,25
Εταιρικά Χρεόγραφα - Corporate Bonds	0	0	0,00
Κυβερνητικά Χρεόγραφα - Government Bonds	3	87.309.534	28,15
Σύνολο Total	41.150	310.147.102	100,00



Απόδοση κλαδικών και άλλων δεικτών του ΧΑΚ για το μήνα
Sectoral and special indices performance on the Cyprus Stock Exchange during month



Κλαδική Στόθμιση-στην αξία του Όγκου Συναλλαγών για το μήνα
Economic Group Weighting to value traded during month





Χρηματιστηριακή αξία ανά αγορά Market Capitalisation into Markets

	31/03/2008 (€)	30/04/2008 (€)	% Δ	Στάθμιση Weight* %
Αγορά Market				
Κύρια Αγορά Main Market	10.303.028.170	11.258.152.100	9,27	59,48
Παράλληλη Αγορά Parallel Market	395.705.684	573.070.897	44,82	3,03
Εναλλακτική Αγορά Alternative Market	1.793.973.803	2.062.370.517	14,96	10,90
Αγορά Επενδυτικών Εταιρειών Investment Companies Market	329.328.057	348.669.963	5,87	1,84
Ποινοπόρος Ναυτιλία Shipping Companies Market	96.979.086	103.444.358	6,67	0,55
Ειδική Κατηγορία Special Category Market	40.839.487	39.000.183	-4,50	0,21
Ειδικών Χαρακτηριστικών Special Characteristics Market	571.490.968	583.532.212	2,11	3,08
Μετοχές-Shares (Excluding Investment Market)	13.202.017.198	14.619.570.268	10,74	77,24
ΔΑΜ-Warrants	19.348.738	20.964.301	8,35	0,11
	4			
Αγορά Χρεογράφων Bonds Market				
Εταιρικά Χρεόγραφα Corporate Bonds	381.066.235	381.066.235	0,00	2,01
Κυβερνητικά Χρεόγραφα Government Bonds	3.945.001.273	3.579.135.031	-9,27	18,91
Σύνολο Total	17.857.412.763	18.928.441.497	6,00	100,0

*Η στάθμιση υπολογίζεται στο σύνολο της Χρηματιστηριακής Αξίας The weight is calculated to the total Market Capitalisation

Μετοχές με τη μεγαλύτερη χρηματιστηριακή αξία, τέλος του μήνα Shares with the largest market capitalisation at the end of month

Εκδότης-Company	Αγορά-Market	Χρηματιστηριακή Αξία Market Capitalisation (€)	Στάθμιση Weight* %
1 BANK OF CYPRUS PUBLIC COMPANY LTD	Κύρια-Main	4.982.763.130	33,29
2 MARFIN POPULAR BANK PUBLIC CO LTD	Κύρια-Main	4.525.205.726	30,23
3 HELLENIC BANK PUBLIC COMPANY LTD	Κύρια-Main	817.549.802	5,46
4 PANDORA INVESTMENTS PUBLIC LTD	Εναλλακτική-Alternative	365.014.276	2,44
5 ARISTO DEVELOPERS PLC	Ειδικών Χαρακτηριστικών-Special Ch	281.889.122	1,88
6 LOUIS PLC	Κύρια-Main	232.492.680	1,55
7 CYPRUS TRADING CORPORATION PLC	Κύρια-Main	187.429.300	1,25
8 WOOLWORTH (CYPRUS) PROPERTIES PLC	Παράλληλη-Alternative	163.912.113	1,10
9 SEA STAR CAPITAL PLC	Εναλλακτική-Alternative	160.695.767	1,07
10 VASSILICO CEMENT WORKS PUBLIC COMPANY LTD	Κύρια-Main	147.237.059	0,98
Ολικό Total		11.864.188.975	78,28

*Η στάθμιση υπολογίζεται στο σύνολο της χρηματιστηριακής αξίας των μετοχών

*The weight is calculated to the Market Capitalisation (Shares only, including Investment Companies Market)

Χρηματιστηριακή αξία Εταιρικών Χρεογράφων Market Capitalisation of Corporate Bonds

Εταιρικά Ομόλογα-Corporate Bonds	Χρηματιστηριακή Αξία Market Capitalisation (€)	Στάθμιση Weight** %
1 HELLENIC BANK PUBLIC COMPANY LTD - BONDS 2016	128.145.108	33,63
2 MARFIN POPULAR BANK PUBLIC CO LTD - CAPITAL SECURITIES	85.436.137	22,42
3 BANK OF CYPRUS PUBLIC COMPANY LTD - CAPITAL SECURITIES (B)	51.265.065	13,45
4 HELLENIC BANK PUBLIC COMPANY LTD - CAPITAL SECURITIES	42.715.036	11,21
5 HELLENIC BANK PUBLIC COMPANY LTD - BONDS 2011	37.621.695	9,87
6 HELLENIC BANK PUBLIC COMPANY LTD (DEBENTURES) 2004/2009	24.860.151	6,52
7 AMATHUS PUBLIC LTD - GUARANTEED BONDS 2010	8.543.007	2,24
8 A. PANAYIDES CONTRACTING PUBLIC LTD - BONDS 2004-2011	2.480.035	0,65
Ολικό Total	381.066.235	100,00

* Μετατρέψιμες Ομολογιακές Αξίες - Convertible Bonds

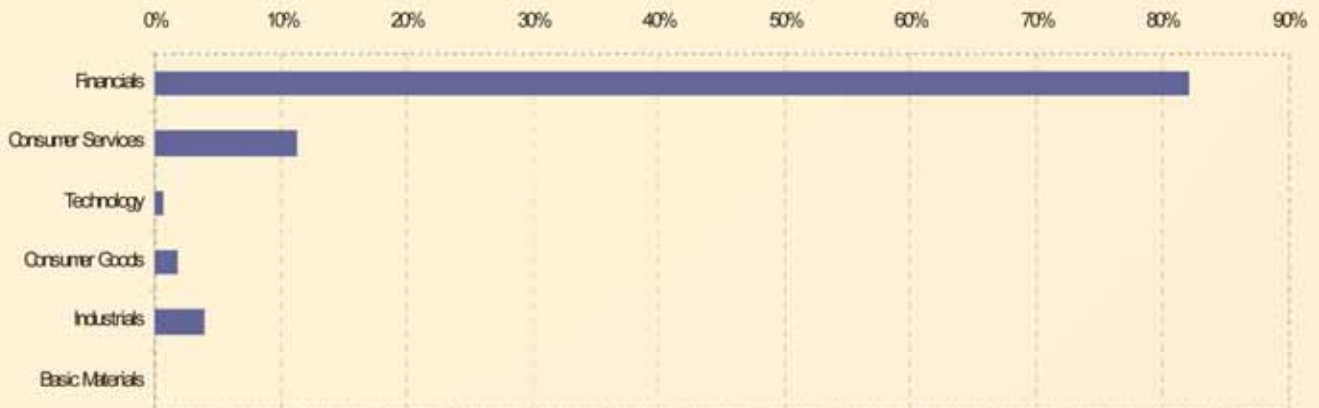


Χρηματιστηριακή Αξία Αγορών ανά τομέα Οικονομικής Δραστηριότητας Market Capitalisation per Economic Group

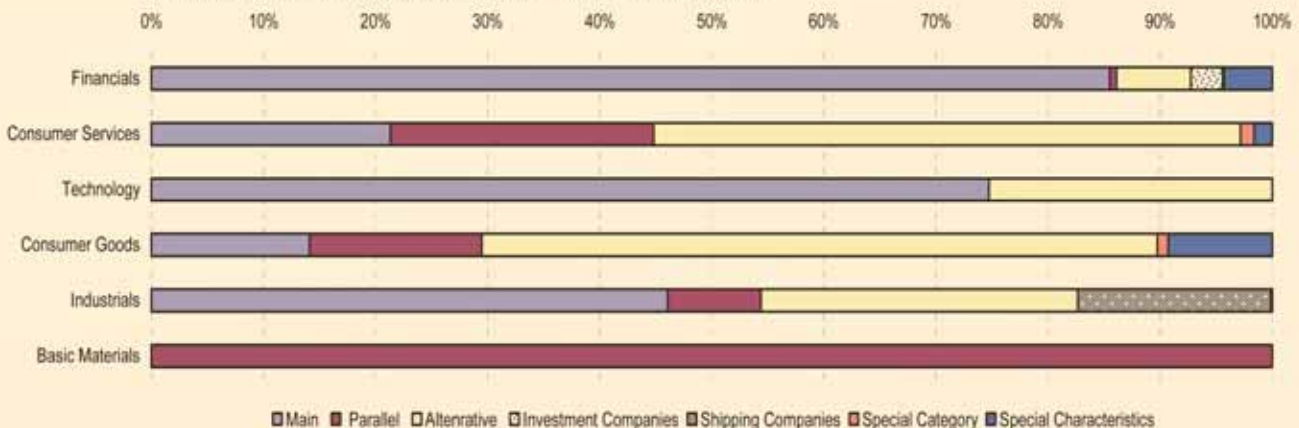
Τομέας Οικονομικής Δραστηριότητας Economic Group*	Αγορά Market							% on Total
	Κύρια Main	Παράλληλη Parallel	Εναλλακτική Alternative	Επενδυτικών Εταιρειών Investment Companies	Ποιτοπόρος Ναυτιλία Shipping Companies	Ειδική Κατηγορία Special Category	Ειδικών Χαρακτη/κών Special Characteristics	
	(€)	(€)	(€)	(€)	(€)	(€)	(€)	
Βασικά υλικά-Basic Materials		7.680.996						0,05
Βιομηχανίες-Industrials	276.320.721	50.012.910	169.474.241		103.444.358	711.630		4,01
Καταναλωτικά αγαθά-Consumer Goods	39.157.732	42.566.371	167.070.825			2.704.868	25.709.000	1,85
Τεχνολογία-Technology	70.869.484		23.981.476					0,63
Υπηρεσίες καταναλωτών-Consumer Services	360.895.792	398.155.207	886.966.216			20.637.956	27.303.669	11,32
Χρηματοοικονομικά-Financials	10.510.908.371	74.655.414	814.877.760	348.669.963		14.945.729	530.519.543	82,14
Σύνολο Total (€)	11.258.152.100	573.070.897	2.062.370.517	348.669.963	103.444.358	39.000.183	583.532.212	100
% Αγοράς στη συνολική Χρηματιστηριακή αξία μετοχών %Market Capitalisation /Total Market Capitalisation (only shares)	75,21	3,83	13,78	2,33	0,69	0,26	3,90	

*Σύστημα κατηγοριοποίησης FTSE Industry Classification Benchmark – ICB.

Κλαδική Στάθμιση της Χρηματιστηριακής Αξίας μετοχών για το μήνα Economic Group weighting of Market Capitalisation (shares month end)



Κλαδική στάθμιση της χρηματιστηριακής αξίας μετοχών στις αγορές για το μήνα Economic Group weighting of Market Capitalisation into Markets (shares month end)





Εμπορεύσιμα τίτλοι μετοχών με βάση τον όγκο συναλλαγών (σε μηνιαία βάση)-Most traded shares (monthly basis)

Τίτλος-Security	Ημέρες Εμπ/τητας Tradind Days	Αγορά** Market	Όγκος- Value (€)	Στόχισμα Weight %
1 MARFIN POPULAR BANK PUBLIC CO LTD	18	MM	29.573.897	20,89
2 BANK OF CYPRUS PUBLIC COMPANY LTD	18	MM	24.896.289	17,59
3 HELLENIC BANK PUBLIC COMPANY LTD	18	MM	24.508.298	17,31
4 OPTIONS CASSOULIDES PLC	18	MM	9.138.309	6,45
5 LOUIS PLC	18	MM	8.305.224	5,87
6 A.L. PROCHOICE GROUP PUBLIC LTD	18	AM	4.923.576	3,48
7 LEMECO SILVEX INDUSTRIES PUBLIC COMPANY LTD	18	AM	3.982.894	2,81
8 SEA STAR CAPITAL PLC	18	AM	2.856.290	2,02
9 A. ZORBAS & SONS PUBLIC LTD	12	MM	2.401.075	1,70
10 ASPIS HOLDINGS PUBLIC COMPANY LTD	18	MM	2.210.932	1,56

Τίτλοι με τη μεγαλύτερη απόδοση του μήνου-Securities with best performance (1-month Performance)

Τίτλος-Security	Ημέρες Εμπ/τητας Tradind Days	Αγορά** Market	Τιμή Πρόξησης-Transaction Price* (€)		% Δ
			April-08	March-08	
1 UNIGROWTH INVESTM. LTD(W07/09)	1	IM	0,25	0,05	400,00
2 A.L. PROCHOICE LTD(W2008/2010)	18	AM	0,09	0,05	80,00
3 ASPIS HOLDINGS PUBLIC CO LTD	18	MM	1,27	0,79	60,76
4 OPTIONS CASSOULIDES PLC	18	MM	0,56	0,37	51,35
5 ATHOS DIAMOND CENTER PUBL. LTD	18	AM	0,31	0,21	47,62
6 WOOLWORTH CYPRUS PROPERT. PLC	18	PM	1,43	1,01	41,58
7 RENOS HATZIOANNOU FARM PU LTD	17	SM	0,07	0,05	40,00
8 ALKIS H. HADJIKYRIACOS LTD (W)	6	AM	0,08	0,06	33,33
9 A.L. PROCHOICE GROUP PUB LTD	18	AM	0,16	0,12	33,33
10 JUPITER PORTFOLIO INVEST LTD	17	IM	0,34	0,26	30,77

* Last Trade of the Month - Τελευταία Πρόξηση του Μήνου

Τίτλοι με τη χαμηλότερη απόδοση του μήνου-Securities with worst performance (1-month Performance)

Τίτλος-Security	Ημέρες Εμπ/τητας Tradind Days	Αγορά** Market	Τιμή Πρόξησης-Transaction Price* (€)		% Δ
			April-08	March-08	
1 XENOS TRAVEL PUBLIC LTD	11	SM	0,06	0,07	-14,29
2 D & M TELEMARKETING PUBLIC LTD	5	AM	0,12	0,14	-14,29
3 SAFS HOLDINGS PUBLIC LTD	15	SM	0,06	0,07	-14,29
4 HARVEST CAPITAL MANAG. PU LTD	7	IM	0,11	0,13	-15,38
5 REGALLIA HOLDINGS & INVEST.LTD	3	IM	0,05	0,06	-16,67
6 AMATHUS PUBLIC LTD	17	AM	0,22	0,27	-18,52
7 KNOSSOS INVESTMENTS PUBLIC LTD	6	SM	0,04	0,05	-20,00
8 KARAOLIS GROUP PUBLIC LTD (W)	3	AM	0,07	0,09	-22,22
9 AVACOM NET PUBLIC COMPANY LTD	18	AM	0,07	0,09	-22,22
10 SUPHIRE HOLDINGS PUBLIC LTD	9	SM	0,03	0,04	-25,00

* Last Trade of the Month - Τελευταία Πρόξηση του Μήνου

** MM=Κύρια Αγορά Main Market, PM=Παράλληλη Αγορά Parallel Market, AM=Εναλλακτική Αγορά Alternative Market, SHM=Πλοηγοί Ναυτιλίας Shipping Companies Market
IM=Αγορά Επενδυτικών Επιχειρήσεων Investment Companies Market, SM=Ειδική Κατηγορία Special Category, SCM=Ειδικών Χαρακτηριστικών Special Characteristics



Μηνιαία μερίδια Αγοράς Μελών
Monthly Market Share of the CSE members
 02/04/2008 30/04/2008

Θέση	Κωδικός Μέλος	Μέλη Χρηματιστηρίου Αξιών Κύπρου	Αξία Συναλλαγών Μετοχών	Μέση ημερήσια αξία συναλλαγών μετοχών Daily Average value of Equities	Μερίδιο Αγοράς	Αξία Συναλλαγών Ομολόγων	Σημειώσεις
Rank	Member Code	Members of the Cyprus Stock Exchange	Value of Equities	Equities	Market Share	Value of Bonds	Notes
			(€)	(€)	(%)	(€)	
1	AS	ATLANTIC SECURITIES LTD	39.991.266	1.379.009	14,21		0
2	MF	MEGA EQUITY FIN. SERV. LTD	36.917.153	1.273.005	13,12		0
3	CI	CISCO LTD	31.381.094	1.082.107	11,15		0
4	AX	LAIKI HRIMATISTIRIAKI EPEY LTD	31.271.609	1.078.331	11,11		0
5	EB	EFG EUROBANK SECURITIES S.A	29.470.106	1.016.211	10,47		1
6	CL	CLR SEC. & FINANCIAL SERV. LTD	29.141.367	1.004.875	10,36	871.387	0
7	SS	SHARELINK SEC. & FIN. SER. LTD	27.557.880	950.272	9,79		0
8	EL	ELLINIKI TRAPEZA (EPEND.) LTD	11.117.271	383.354	3,95		0
9	EF	EGNATIA FIN. SERV. (CY) LTD	8.104.893	279.479	2,88		0
10	AG	ARGUS STOCKBROKERS LTD	7.557.008	260.586	2,69	19.358	0
11	CO	COOP CENTRAL BANK LTD	7.003.125	241.487	2,49		0
12	EX	EUROXX SECURITIES S.A.	4.537.028	156.449	1,61		1
13	MD	HSBC-PANTELAKIS SEC. S.A.	4.120.537	142.087	1,46		1
14	GC	GLOBAL CAP SEC & FIN SER LTD	3.709.426	127.911	1,32		0
15	ΑΦ	ALPHA FINANCE BROKERAGE AND INVESTMENT SERVICES S.A.	3.382.421	116.635	1,20		1
16	PS	PROTON BANK S.A.	1.774.730	61.198	0,63		1
17	ΕΘ	National P&K Securities S.A.	1.563.615	53.918	0,56		1
18	ΘΝ	ETHNIKI TRAPEZA ELLADOS (KIPR)	1.201.299	41.424	0,43		0
19	EA	INVESTMENT BANK OF GREECE S.A.	1.134.428	39.118	0,40		1
20	ΣΙ	PIRAEUS SECURITIES S.A.	310.800	10.717	0,11		1
21	AR	ARTION SECURITIES SA	113.274	3.906	0,04		1
22	BT	BETA SECURITIES S.A.	2.600	90	0,00		1
23	CC	CENTRAL BANK OF CYPRUS	1.985	68	0,00	890.745	

Σημειώσεις:

1.Μέλη του Χρηματιστηρίου Αθηνών που λειτουργούν ως εξ'αποστάσεως Μέλη (Remote Members) του Χρηματιστηρίου Αξιών Κύπρου



Μερίδες Επενδυτών-Investors Accounts

Επιλεγμένη Περίοδος-Selected Period: 02/04/2008 - 30/04/2008

Μήνας Month	Αριθμός νέων Μεριδών Επενδυτών Number of new (Opened) Investors Accounts
Apr-08	226

Κινητικότητα Ενεργών Μεριδών Active Investors Shares mobility

Επιλεγμένη Περίοδος-Selected Period: 02/04/2008 - 30/04/2008

Μήνας Month	Σύνολο Ενεργών Μεριδών Total of Active Investor Shares	Ημερήσιος Μ.Ο ενεργών Μεριδών Daily average of active Investors Shares	Κινητικότητα Ενεργών Μεριδών Active Investors Shares mobility
Apr-08	5.676	1.007	3,02

Σημειώσεις:

1. Ενεργοί Λογαριασμοί είναι οι αριθμοί των μεριδών που έκαναν αγοραπωλησία στο ΧΑΚ τουλάχιστον μία φορά την συγκεκριμένη περίοδο.
2. Ημερήσιος Μ.Ο είναι ο μέσος όρος των ημερήσιων ενεργών μεριδών της συγκεκριμένης περιόδου.
3. Κινητικότητα ενεργών λογαριασμών είναι ο αριθμός των ημερών όπου κατά μέσο όρο μια μερίδα έκανε τουλάχιστον μία αγοραπωλησία στο ΧΑΚ.

Notes:

1. Active investor accounts indicate the number of investors who have purchased equities or Debt in the CSE at least once for the relevant period of time.
2. Daily average is the daily active investor accounts for the relevant period of time.
3. Mobility of active investor accounts indicate the average number of days during which an investor purchased equities in the CSE at least once.

Κατανομή των Μεριδών των επενδυτών βάσει του αριθμού μετοχών στο χαρτοφυλάκιο τους Investors Shares allocation with positive balance based on the number of securities composing their portfolios

Αξίες-Securities	Μερίδες Επενδυτών Investor shares	
	Αριθμός-Number	%
1	169.421	65,42
2-5	72.931	28,16
6-10	12.653	4,89
>10	3.970	1,53
Σύνολο-Total	258.975	100,00