



MONTHLY REVIEW OF DEVELOPMENTS

On the last trading session of August 2008 the General Index reached 2.884,20 points, representing a relative decrease of 2,02%. The value of shares traded also exhibited a decrease of 45,81% compared to the previous month.

It is worth mentioning however, that the highest level the General Index reached for the month was 3.030,34 points. The other Market Indices reached the following levels: Main Market reached 2.922,50, Parallel Market 1.652,66, Alternative Market 2.349,92, Investment Companies 1.297,93 points. On a sectoral level, sub-indices reached the following levels: Banking sector 3.190,75, Hotels 1.355,41, FTSE/CySE20 989,61 and finally the FTSE Med 100 reached 8.921,59 points.

The market capitalisation of shares (excluding Investment Companies Market) reached €12,70 billion. According to this month's results, the Main Market accounted for 57,40% of the total market capitalisation, the Parallel Market 3,01%, the Alternative Market 10,86%, the Investment Companies Market 1,50%, the Shipping Market 0,53%, the Special Category 0,23%, the Special Characteristics Market 0,84% and the Bond Market 25,62%. Moreover the total market capitalisation, including the Investment Companies Mar-



ket, Warrants and the Bond Market reached €17,42 billion compared to €17,07 billion the previous month, registering an increase of 2,05%.

The total value of transactions during the month in review reached €65,3 million, with an average of €3,3 million per trading session. The Fi-

nancials sector contributed 63,33% to the total value traded, which was the highest, whereas the Basic Materials sector had the lowest contribution with 0,08%. Investors primarily focused their interest on the shares of "Sea Star Capital Plc" and "Marfin Popular Bank Public Co Ltd" with 23,78% and 21,09% respectively.

DECISIONS

Listed Companies' News/Council's decisions about listed Companies

► On the 1st of August 2008, the CSE Council announced that the issued share capital of SFS Group Public Company Ltd, which stood at €64,270,039.91 divided into 62,398,097 shares of nominal value €1.03 has been reduced based on a court decision to

€62,398,097 divided into 62,398,097 shares of nominal value €1.00. The above change has been effective since Thursday, August 7, 2008.

► On the 1st of August 2008, the CSE Council announced that pursuant to Article 58 of the CSE Law,

it has accepted the listing of 5,409,816 ordinary shares of "Libra Holidays Group Plc", which are issued to hotel owners at the price of €0.17, with whom the Company reached an agreement for the payment of part of its debts to them with the issue and allocation of shares. This issue is based on the Special Resolution that was approved by the Extraordinary General Meeting held on 23/6/2008. The above shares will be incorporated in the already listed share capital of the Company, which will amount to 81,794,225 shares. The above sh-

READ IN THIS ISSUE

- The decisions the CSE took
- News announced by the listed companies
- The CSE's activities
- Indexes and facts regarding the CSE's market

GAIN EXPOSURE FROM OUR PUBLICATION

With the new, more modern structure that we have given our monthly briefing for the partners of the Cyprus, Greece and international markets, there is now the opportunity to promote businesses through our online edition. As is already known, our edition is sent electronically to thousands of receivers. Any businesses that are interested in promoting their products or services in our new updated electronic edition, please contact the CSE at 22 712300.



DECISIONS

ares started trading on Thursday, August 7, 2008.

► On the 4th of August 2008, the CSE announced that the titles of the company Libra Holidays Group Plc titles will continue trading in the Special Trading Category, pursuant to the Article C of Paragraph 2.2.3 of KPD 596/2005 which concerns the transfer of companies to the Special Trading Category, due to the material uncertainty which is possible to create significant doubt as to the Company's ability to continue as a going concern, according to what is referred in the report of the company's independent auditors, for the year ended October 31, 2007.

► On the 4th of August 2008, the Cyprus Stock Exchange announced that "Lemeco Silvex Industries Public Company Ltd" has changed its name to "C.T.O. Public Company Ltd". The above change has been effective since Thursday, August 7 2008.

► On the 5th of August 2008, the CSE Council decided to transfer the titles of "Pipis Farm Public Company Ltd" from the Special Category Market to the Alternative Market, pursuant to Paragraph 2.2.5 of KPD 596/2005, which concerns cases when the issuer returns to the market that it had joined before, so long as it has been ascertained that the reason for its transfer to the Special Category Market has been eliminated. The company "Pipis Farm Public Company Ltd" was trading to the Special Category Market due to the substantial uncertainty about the ability of the company to continue operating, as per the Auditors Report for the year ended 31/12/2006. The titles of the company started trading in the Alternative Market on Thursday, August 7, 2008.

► On the 5th of August 2008, the CSE Council decided to transfer



the titles of Knossos Investment Public Ltd and Efremico Holdings Plc from the Special Category Market to the Special Characteristics Market pursuant to Paragraph 2.2.3 of KPD 596/2005, because the reasons that led to the issuers' transfer to the first category, concerning the considerable uncertainty about their viability for the year ended December 31 2006, no longer hold. The above companies will be transferred to the subcategory of the Special Characteristics Market due to their continued failure to conform with the minimum stock market value requirement. The titles of the above companies started trading in the Special Characteristics Market on August 7, 2008.

► On the 6th of August 2008, the Cyprus Stock Exchange announced that the nominal value of the share of Multichoice (Cyprus) Public Company Ltd is redenominated from £0,03 to €0,05. Its issued capital remains 68.000.000 shares. This change was based on the Special Resolution of the Extraordinary General Meeting held on July 28, 2008. The above change has been effective from Tuesday, August 12

2008.

► On the 6th of August 2008, the Cyprus Stock Exchange announced that the nominal value of the share of Dome Investments Public Company Ltd is redenominated from £0,25 to €0,43. Its issued capital remains 25.000.000 shares. This change was based on the Special Resolution of the Extraordinary General Meeting held on July 30, 2008. The above change has been effective since Thursday, August 14 2008.

► On the 6th of August 2008, the Cyprus Stock Exchange announced that the nominal value of the share of A. Tsokkos Hotels Public Ltd is redenominated from £0,20 to €0,34. Its issued capital remains 251.200.000 shares. This change was based on the Special Resolution of the Extraordinary General Meeting held on July 30, 2008. The above change has been effective from Thursday, August 14 2008.

► On the 7th of August 2008, the Cyprus Stock Exchange announced that the nominal value of the share of Mallouppas & Papacostas Public Co Ltd is redenominated from £0,20 to €0,34. Its issued capital remains 43.210.867 sha-

res. This change was based on the Special Resolution of the Extraordinary General Meeting held on July 30, 2008. The above change has been effective since Thursday, August 14 2008.

► On the 7th of August 2008, the Cyprus Stock Exchange announced the suspension of trading of Ocean Tankers Holdings Public Company Ltd (OCTR/TANKΔ) Preference Rights from Wednesday, August 13, 2008 to Tuesday, August 19, 2008 (inclusive), that is, until the clearing of all transactions in view of the delisting of the Preference Rights. The titles would be delisted on August 20, 2008. The above decision was taken pursuant to Article 183 of the CSE Law for the protection of investors.

► On the 7th of August 2008, the Cyprus Stock Exchange announced that the nominal value of the share of Minerva Insurance Company Public Ltd is redenominated from £0,10 to €0,17. Its issued capital remains 78.414.894 shares. This change was based on the Special Resolution of the Extraordinary General Meeting held on July 30, 2008. The above change has been effective since Thursday, August 14 2008.



On the 7th of August 2008, the Cyprus Stock Exchange announced that the nominal value of the share of CLR Capital Public Ltd is redenominated from £0,10 to €0,17. Its issued capital remains 230.069.830 shares. This change was based on the Special Resolution of the Extraordinary General Meeting held on July 11, 2008. The above change has been effective from Thursday, August 14 2008.

On the 8th of August 2008, the Cyprus Stock Exchange announced that the nominal value of the share of Renos Hajjiioannou Public Company Ltd is redenominated from £0,05 to €0,09. Its issued capital remains 75.971.684 shares. This change was based on the Special Resolution of the Extraordinary General Meeting held on July 30, 2008. The above change has been effective since Thursday, August 14 2008.

On the 8th of August 2008, the CSE Council announced that, pursuant to Article 58 of the CSE Law, it has accepted the listing of 573.409.701 Bonds 2013/2018 of "Bank of Cyprus Public Company Ltd", of nominal value €1,00 each, with 7,50% interest rate until June 30, 2009 and flexible interest rate for the rest of their duration, which will be revised at the beginning of each Interest Period. Interest will be payable twice a year, on June 30 and December 31 of each year. The trading of the Bonds 2013/2018 started on Tuesday, August 12, 2008. It is clarified that the Bonds 2013/2018 of the Bank Of Cyprus will at the same time, trade in ASE. The english and the greek trading code of the bonds is BCCB and TPKMX, respectively and their ISIN Code will be CY0140740115.

On the 11th of August 2008, the Cyprus Stock Exchange announced that the nominal value of the



share of D.H. Cyprotels Plc is redenominated from £0,10 to €0,17. Its issued capital remains 163.324.889 shares. This change was based on the Special Resolution of the Extraordinary General Meeting held on July 31, 2008. The above change has been effective since Thursday, August 14 2008.

On the 11th of August 2008, the Cyprus Stock Exchange announced that the nominal value of the share of Astarti Development Plc is redenominated from £1,00 to €1,71. Its issued capital remains 19.984.918 shares. This change

was based on the Special Resolution of the Extraordinary General Meeting held on July 31, 2008.

The above change has been effective since Thursday, August 14 2008.

On the 21st of August 2008, the Cyprus Stock Exchange announced that the nominal value of the share of Cyprint Plc is redenominated from £0.25 to €0.43. Its issued capital remains 4,840,000 shares. This change was based on the Special Resolution of the Extraordinary General Meeting held on August 7, 2008. The above change has been effective from Tues-

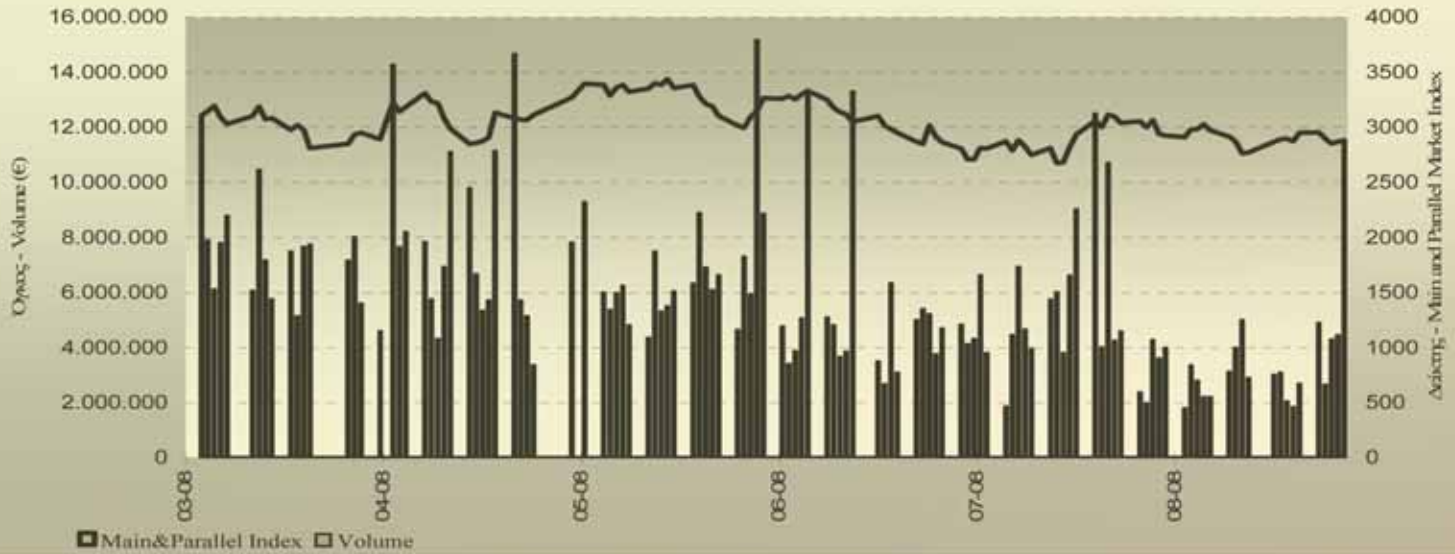
day, August 26, 2008.

On the 25th of August 2008, the CSE Council decided that the titles of "Xenos Travel Public Ltd", "SAFS Holdings Public Ltd", "Plyntex Public Ltd" and "New Marathon Tours Public Co Ltd" will continue trading in the Special Category Market. This decision was taken pursuant to Provision (c) paragraph 2.2.3 of KDP 596/2005 of the CSE, which refers to the uncertainty for the issuer's viability based on the financial statements of the companies in 2007.

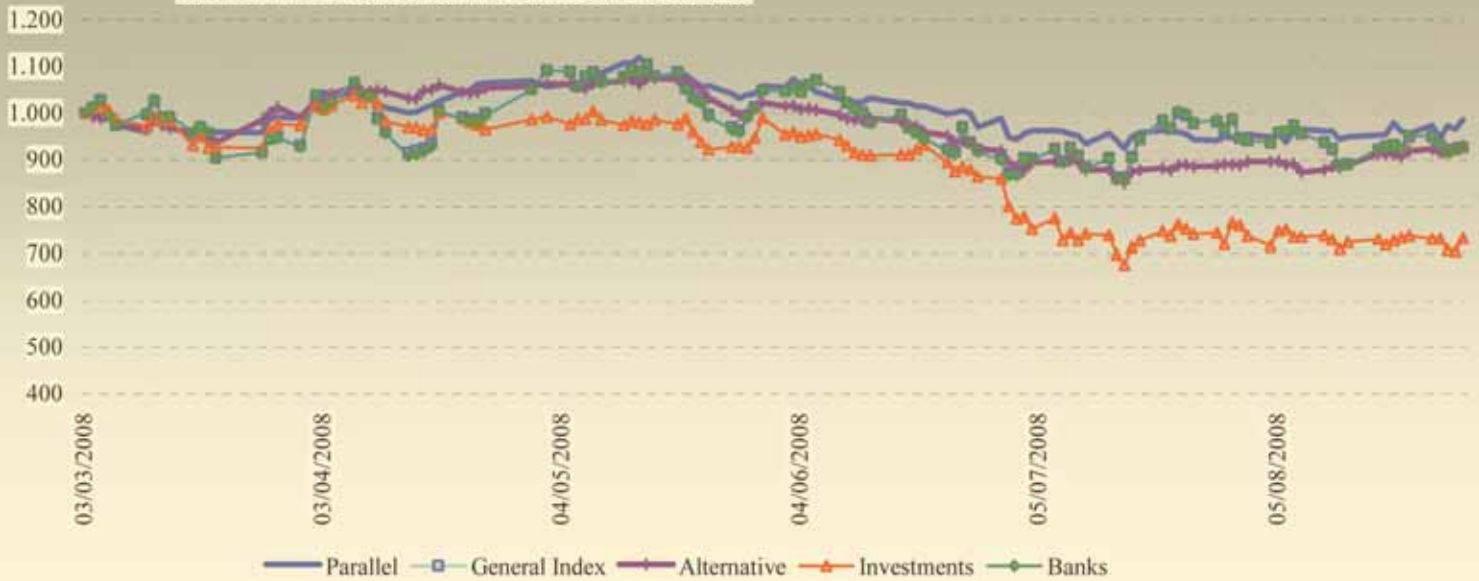
On the 26th of August 2008, the CSE Council announced that pursuant to Article 58 (1) of the CSE Law it has accepted the listing of 1,320,452 new shares and 1,320,452 warrants (Warrants 2009/2010) of Finikas Ammochostou Plc", which have resulted from the exercise of its Rights. The above titles started trading on August 29, 2008. The warrants' code will be CONFW/ ΚΟΝΦΔ and their ISIN Code will be CY0130761311. The listed share capital after the listing of the shares above will reach 14,524,979 shares of nominal value €0.34 each.



Όγκος-Γενικός Δείκτης Τιμών από Μάρτιο 2008 μέχρι Αύγουστο 2008
Volume vs CSE General Price Index from March 2008 to August 2008



Αποδόσεις Δεικτών Αγορών ΧΑΚ από 3 Μαρτίου 2008
CSE Market Indices Performance since March 3rd 2008



Απόδοση του Δείκτη FTSE/CySE 20, και του Γενικού Δείκτη ΧΑΚ από 3 Μαρτίου 2008
FTSE/CySE 20 Index, CSE General Index Performance-since March 3rd, 2008





Στατιστικά συναλλαγών ανά Αγορά - Market Statistics

	Αγορά Market									
	Κύρια Main	Ποιτοπόρος Ναυτ. Shipping	Παράλληλη Parallel	Εναλλακτική Alternative	Επενδυτικών Εταιρειών Investment Companies	Εταιρικά Χρεόγραφα Corporate Bonds	Κιβερνητικά Χρεόγραφα Government Bonds	Ειδική Κατηγορία Special Category	Ειδικών Χαρακ/κών Special Characteristics	Σύνολο Total

Εισηγμένες Εταιρείες-Listed Companies	13	1	16	69	15			12	12	138
Εισηγμένες Αξίες Μετοχών-Listed Shares	14	1	17	79	17	10	44	12	12	206
Συναλλαγές-Turnover (€)	39.105.062	2.141.944	1.756.144	21.165.183	375.945	136.207	126.437	432.724	50.664	65.290.309
Τεμάγια-Securities traded	11.948.766	54.727.337	5.260.918	81.435.864	1.748.787	7.494.530	12.814.511	6.429.590	338.519	182.198.822
Πρόξεις-Trades	10.795	827	1.136	4.791	607	8	2	523	86	18.775

*Τα ΔΑΜ συμπεριλαμβάνονται στην Αγορά όπου διαπραγματεύονται οι μετοχές της αντίστοιχης εταιρείας/Warrants are included in the Market where the listed shares of the companies are traded

Στατιστικά Συναλλαγών Trading Statistics

Μήνας Month	Συναλλαγές Transactions	Όγκος Volume Τεμάγια Securities Trad. (€)	Μήνας Month	Συναλλαγές Transactions	Όγκος Volume Τεμάγια Securities Trad. (€)		
1/07/2008	1.781	5.531.840	4.130.094	1/08/2008	1.201	4.983.765	4.006.252
2/07/2008	1.514	4.112.314	4.327.877	4/08/2008	800	3.356.963	1.813.582
3/07/2008	2.367	6.084.910	6.648.601	5/08/2008	1.145	23.393.495	3.359.941
4/07/2008	1.300	3.564.874	3.820.955	6/08/2008	1.166	8.306.204	2.809.725
7/07/2008	781	1.747.974	1.863.655	7/08/2008	752	1.966.623	2.213.868
8/07/2008	1.306	2.857.339	4.467.025	8/08/2008	695	15.473.389	2.213.753
9/07/2008	1.247	3.588.194	6.938.407	11/08/2008	1.011	16.278.700	3.131.207
10/07/2008	1.085	3.086.743	4.674.399	12/08/2008	1.047	5.338.235	3.994.673
11/07/2008	1.061	2.372.494	3.967.052	13/08/2008	1.515	5.828.913	5.013.595
14/07/2008	1.096	3.191.208	5.758.669	14/08/2008	980	4.442.837	2.909.983
15/07/2008	1.941	5.472.780	6.026.069	18/08/2008	1.064	5.121.675	3.021.659
16/07/2008	1.445	4.552.853	3.821.853	19/08/2008	960	4.057.280	3.104.536
17/07/2008	1.651	6.516.552	6.618.634	20/08/2008	799	4.412.962	2.055.723
18/07/2008	1.590	10.854.077	9.026.452	21/08/2008	825	21.203.231	1.854.726
21/07/2008	2.065	5.254.215	12.510.487	22/08/2008	859	3.078.761	2.695.345
22/07/2008	1.095	11.888.232	4.031.439	25/08/2008	932	12.545.986	4.906.587
23/07/2008	2.519	16.728.847	10.717.846	26/08/2008	882	4.221.472	2.666.098
24/07/2008	1.399	8.390.120	4.259.012	27/08/2008	757	10.690.774	4.299.691
25/07/2008	1.262	95.660.581	4.599.562	28/08/2008	636	12.558.100	4.463.427
28/07/2008	898	4.085.001	2.378.460	29/08/2008	749	14.939.457	4.755.939
29/07/2008	832	2.571.449	1.988.688				
30/07/2008	1.102	32.093.616	4.285.521				
31/07/2008	1.200	4.120.448	3.615.732				
23	32.537	244.326.661	120.476.489	20	18.775	182.198.822	65.290.310
Μέσος Ημερήσιος Average Daily	1.415	10.622.898	5.238.108		939	9.109.941	3.264.516
				Έτος Year	Συναλλαγές Transactions	Όγκος Volume Τεμάγια Securities Trad. (€)	
Μέσος Έτους Yearly Average				2008	1.648	9.870.722	6.616.354



Δείκτες τιμών του Χρηματιστηρίου - CSE Indices

	Κλείσιμο Closing 29/08/2008	Ψηλότερη Έτους Yearly Highest	Χαμηλότερη Έτους Yearly Lowest	Ποσοστιαία Διαφορά Percentage Change		
				02/01/2008	31/07/2008	
Δείκτες Αγορών - Market Indices (base 3.09.2004=1000)						
Γενικός Δείκτης General Index	2.884,20	4880,97	02/01/2008	2679,17	15/07/2008	-40,91 -2,02
Δείκτης Κύριας Αγοράς Main Market Index	2.922,50	4969,81	02/01/2008	2711,9	15/07/2008	-41,19 -2,11
Δείκτης Παράλληλης Αγοράς Parallel Market Index	1.652,66	2129,57	02/01/2008	1549,93	16/07/2008	-22,39 3,54
Δείκτης Εναλλακτικής Αγοράς Alternative Market Index	2.349,92	2910,76	07/01/2008	2150,22	16/07/2008	-19,20 4,68
Δείκτης Επενδυτικών Εταιρειών Investment Companies Index	1.297,93	2291,32	02/01/2008	1197,57	16/07/2008	-43,35 -3,59
Κλαδικό Δείκτης Sectoral Indices (base 3.09.2004=1000)						
Δείκτης Τραπεζών Banks	3.190,75	5504,34	02/01/2008	2955,02	15/07/2008	-42,03 -2,16
Δείκτης Ξενοδοχείων Hotels	1.355,41	2291,52	02/01/2008	1270,78	27/08/2008	-40,85 0,77
Δείκτης FTSE&XAK FTSE&CSE Indices						
FTSE CySE 20 (base 30.11.2000=1000)	989,61	1672,54	02/01/2008	915,92	15/07/2008	-40,83 -1,77
FTSE Med 100	8.921,59	12055,78	02/01/2008	8277,77	16/07/2008	-26,00 0,21

Όγκος συναλλαγών κατά Κλάδο - Value of volume traded by sector

Τομέας Οικονομικής Δραστηριότητας Economic Group*	Όγκος Volume (€)	Στάθμιση Weight %
Χρηματοοικονομικά-Financials	41.350.554	63,333
Υπηρεσίες καταναλωτών-Consumer Services	18.478.446	28,302
Βιομηχανίες-Industrials	2.594.988	3,975
Καταναλωτικά αγαθά-Consumer Goods	1.112.131	1,703
Τηλεπικοινωνίες-Telecommunications	553.303	0,847
Τεχνολογία-Technology	885.672	1,357
Βασικά υλικά-Basic Materials	52.570	0,081
Εταιρικά Χρεόγραφα-Corporate Bonds	136.207	0,209
Κυβερνητικά Χρεόγραφα-Government Bonds	126.437	0,194
Σύνολο Total	65.290.309	100,00

*Σύστημα κατηγοριοποίησης FTSE Industry Classification Benchmark – ICB.

Αριθμός τίτλων που διαπραγματεύτηκαν κατά κλάδο Number of securities traded by sector

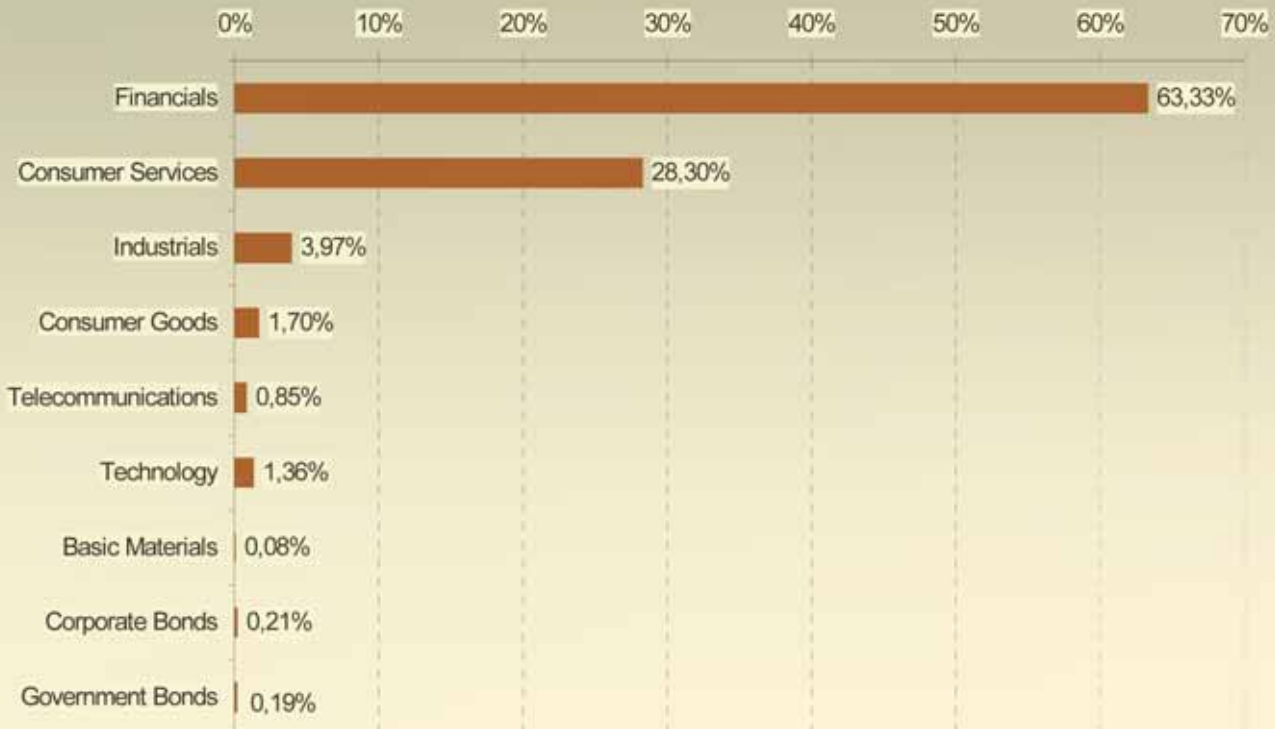
Τομέας Οικονομικής Δραστηριότητας Economic Group	Συναλλαγές Transactions	Τεμάχια Securities Traded	Στάθμιση Weight %
Χρηματοοικονομικά-Financials	12.149	22.975.959	12,61
Υπηρεσίες καταναλωτών-Consumer Services	3.457	67.645.722	37,13
Βιομηχανίες-Industrials	1.234	55.698.525	30,57
Καταναλωτικά αγαθά-Consumer Goods	683	8.560.932	4,70
Τηλεπικοινωνίες-Telecommunications	389	1.933.006	1,06
Τεχνολογία-Technology	810	4.743.168	2,60
Βασικά υλικά-Basic Materials	43	332.469	0,18
Εταιρικά Χρεόγραφα-Corporate Bonds	8	7.494.530	4,11
Κυβερνητικά Χρεόγραφα-Government Bonds	2	12.814.511	7,03
Σύνολο Total	18.775	182.198.822	100,00



Απόδοση κλαδικών και άλλων δεικτών του ΧΑΚ για το μήνα
Sectoral and special indices performance on the Cyprus Stock Exchange during month



Κλαδική Στάθμιση-στην αξία του Όγκου Συναλλαγών για το μήνα
Economic Group Weighting to value traded during month





Χρηματιστηριακή αξία ανά αγορά Market Capitalisation into Markets

	31/07/2008 (€)	29/08/2008 (€)	% Δ	Στάθμιση Weight* %
Αγορά Market				
Κύρια Αγορά Main Market	10.213.195.522	10.000.677.279	-2,08	57,40
Παράλληλη Αγορά Parallel Market	505.359.235	524.989.928	3,88	3,01
Εναλλακτική Αγορά Alternative Market	1.825.620.750	1.892.211.952	3,65	10,86
Αγορά Επενδυτικών Εταιρειών Investment Companies Market	267.991.108	261.518.207	-2,42	1,50
Ποντοπόρος Ναυτιλία Shipping Companies Market	100.211.722	92.130.132	-8,06	0,53
Ειδική Κατηγορία Special Category Market	44.506.169	40.041.664	-10,03	0,23
Ειδικών Χαρακτηριστικών Special Characteristics Market	153.301.296	146.544.043	-4,41	0,84
Μετοχές-Shares (Excluding Investment Market)	12.842.194.695	12.696.594.997	-1,13	72,87
ΔΑΜ-Warrants	20.919.755	21.054.266	0,64	0,12
Αγορά Χρεογράφων Bonds Market				
Εταιρικά Χρεόγραφα Corporate Bonds	539.402.643	1.117.608.418	107,19	6,41
Κυβερνητικά Χρεόγραφα Government Bonds	3.423.273.290	3.346.853.291	-2,23	19,21
Σύνολο Total	17.072.861.735	17.422.574.914	2,05	100,0

*Η στάθμιση υπολογίζεται στο σύνολο της Χρηματιστηριακής Αξίας The weight is calculated to the total Market Capitalisation

Μετοχές με τη μεγαλύτερη χρηματιστηριακή αξία, τέλος του μήνα Shares with the largest market capitalisation at the end of month

Εκδότης-Company	Αγορά-Market	Χρηματιστηριακή Αξία Market Capitalisation (€)	Στάθμιση Weight* %
1 BANK OF CYPRUS PUBLIC COMPANY LTD	Κύρια-Main	4.816.641.488	37,17
2 MARFIN POPULAR BANK PUBLIC CO LTD	Κύρια-Main	3.702.361.064	28,57
3 HELLENIC BANK PUBLIC COMPANY LTD	Κύρια-Main	680.712.080	5,25
4 PANDORA INVESTMENTS PUBLIC LTD	Εναλλακτική-Alternative	207.973.250	1,60
5 LOUIS PLC	Κύρια-Main	194.448.423	1,50
6 CYPRUS TRADING CORPORATION PLC	Εναλλακτική-Alternative	176.239.491	1,36
7 SEA STAR CAPITAL PLC	Εναλλακτική-Alternative	172.599.157	1,33
8 WOOLWORTH (CYPRUS) PROPERTIES PLC	Παράλληλη-Parallel	160.473.397	1,24
9 VASSILICO CEMENT WORKS PUBLIC COMPANY LTD	Κύρια-Main	128.966.767	1,00
10 MUSKITA ALUMINIUM INDUSTRIES PLC	Κύρια-Main	99.000.000	0,76
Ολικό Total		10.339.415.118	79,03

*Η στάθμιση υπολογίζεται στο σύνολο της χρηματιστηριακής αξίας των μετοχών

**The weight is calculated to the Market Capitalisation (Shares only, including Investment Companies Market)

Χρηματιστηριακή αξία Εταιρικών Χρεογράφων Market Capitalisation of Corporate Bonds

Εταιρικά Ομόλογα-Corporate Bonds	Χρηματιστηριακή Αξία Market Capitalisation (€)	Στάθμιση Weight** %
1 BANK OF CYPRUS PUBLIC COMPANY LTD – CONVERTIBLE BONDS 2013/2018	579.143.798	51,82
2 HELLENIC BANK PUBLIC COMPANY LTD - BONDS 2016	128.145.108	11,47
3 BANK OF CYPRUS PUBLIC COMPANY LTD	127.195.126	11,38
4 MARFIN POPULAR BANK PUBLIC CO LTD – CAPITAL SECURITIES	116.159.000	10,39
5 BANK OF CYPRUS PUBLIC COMPANY LTD - CAPITAL SECURITIES (B)	50.745.463	4,54
6 HELLENIC BANK PUBLIC COMPANY LTD - CAPITAL SECURITIES	42.715.036	3,82
7 HELLENIC BANK PUBLIC COMPANY LTD - BONDS 2011	37.621.695	3,37
8 HELLENIC BANK PUBLIC COMPANY LTD (DEBENTURES) 2004/2009	24.860.151	2,22
9 AMATHUS PUBLIC LTD - GUARANTEED BONDS 2010	8.543.007	0,76
10 A. PANAYIDES CONTRACTING PUBLIC LTD - BONDS 2004-2011	2.480.035	0,22
Ολικό Total	1.117.608.418	100,00

Στον υπολογισμό λαμβάνεται η τελευταία τιμήπραγματοποίησης συναλλαγής -Last traded price is used for the estimation of the market capitalisation

**Η στάθμιση υπολογίζεται στο σύνολο της χρηματιστηριακής αξίας των εταιρικών χρεογράφων. The weight is calculated to the Market Capitalisation of Cor.Bonds



Χρηματιστηριακή Αξία Αγορών ανά τομέα Οικονομικής Δραστηριότητας Market Capitalisation per Economic Group

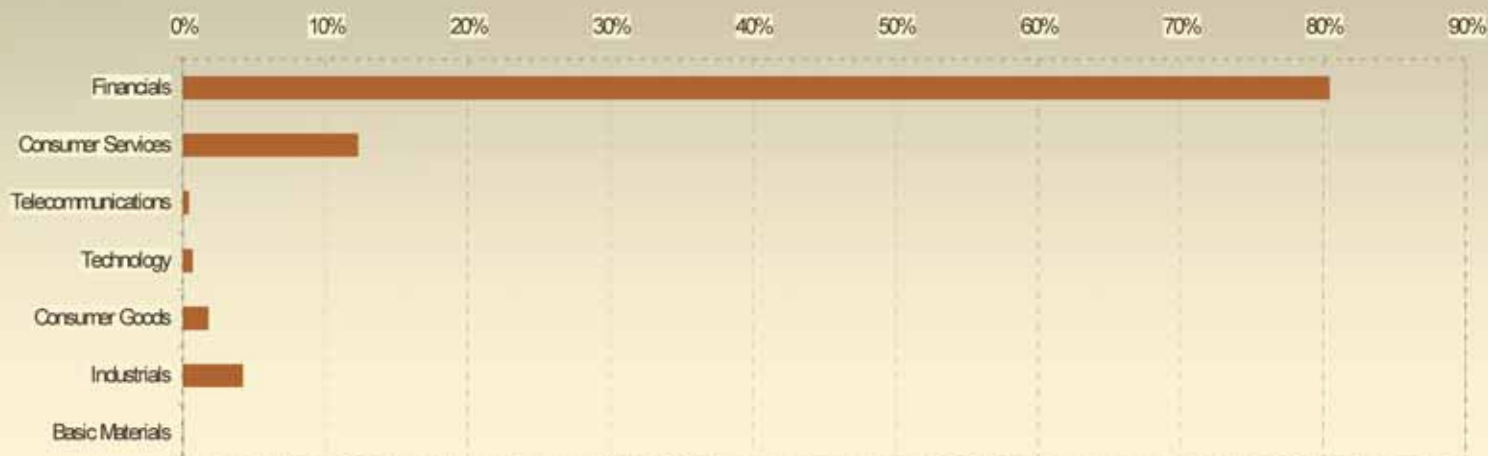
Τομέας Οικονομικής Δραστηριότητας Economic Group*	Αγορά Market							% on Total
	Κύρια Main	Παράλληλη Parallel	Εναλλακτική Alternative	Επενδυτικών Εταιρειών Investment Companies	Ποινοπόρος Ναυτιλία Shipping Companies	Ειδική Κατηγορία Special Category	Ειδικών Χαρακτηριστικών Special Characteristics	
	(€)	(€)	(€)	(€)	(€)	(€)	(€)	
Βασικά υλικά-Basic Materials		8.161.058						0,06
Βιομηχανίες-Industrials	245.118.026	48.235.903	152.342.765		92.130.132	914.953	8.820.660	4,23
Καταναλωτικά αγαθά-Consumer Goods	41.299.170	38.173.886	146.739.756			8.466.051		1,81
Τεχνολογία-Technology	73.585.736		17.591.495			1.407.977		0,71
Τηλεπικοινωνίες-Telecommunications			55.423.349					0,43
Υπηρεσίες καταναλωτών-Consumer Services	304.457.873	359.662.835	886.184.567			17.961.267	25.553.014	12,30
Χρηματοοικονομικά-Financials	9.336.216.473	70.756.247	633.930.020	261.518.207		11.291.416	112.170.369	80,46
Σύνολο Total (€)	10.000.677.279	524.989.928	1.892.211.952	261.518.207	92.130.132	40.041.664	146.544.043	100

% Αγορές στη συνολική Χρηματιστηριακή αξία μετοχών

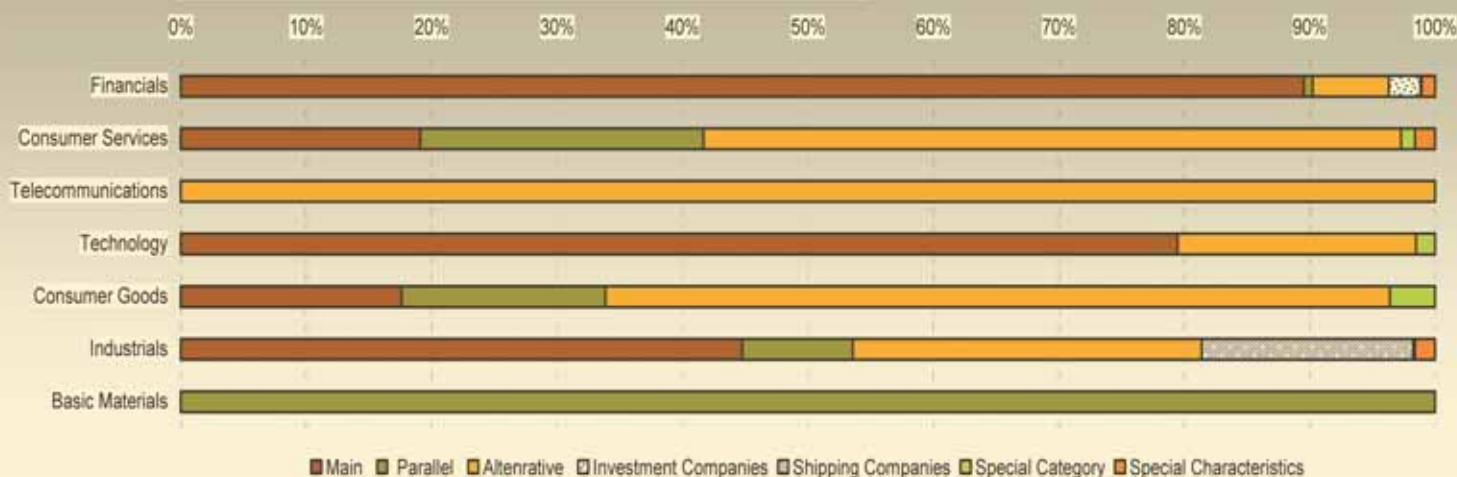
77,18 4,05 14,60 2,02 0,71 0,31 1,13

%Market Capitalisation /Total Market Capitalisation (only shares)

Κλαδική Στάθμιση της Χρηματιστηριακής Αξίας μετοχών για το μήνα Economic Group weighting of Market Capitalisation (shares month end)



Κλαδική στάθμιση της χρηματιστηριακής αξίας μετοχών στις αγορές για το μήνα Economic Group weighting of Market Capitalisation into Markets (shares month end)



■ Main ■ Parallel ■ Alternative ■ Investment Companies ■ Shipping Companies ■ Special Category ■ Special Characteristics



Εμπορεύσιμοι τίτλοι μετοχών με βάση τον όγκο συναλλαγών (σε μηνιαία βάση)-Most traded shares (monthly basis)

Τίτλος-Security	Ημέρες Εμπ/τητας Tradind Days	Αγορά** Market	Όγκος- Value (€)	Στάθμιση Weight %
1 SEA STAR CAPITAL PLC	20	AM	15.525.320	23,78
2 MARFIN POPULAR BANK PUBLIC CO LTD	20	MM	13.767.360	21,09
3 BANK OF CYPRUS PUBLIC COMPANY LTD	20	MM	12.923.382	19,79
4 HELLENIC BANK PUBLIC COMPANY LTD	20	MM	10.246.697	15,69
5 OCEAN TANKERS HOLDINGS PUBLIC COMPANY LTD (RIGHTS) Rights	8	SHM	1.191.623	1,83
6 ALLIANCE INTERNATIONAL REINSURANCE PUBLIC COMPANY LTD	19	PM	987.844	1,51
7 WHITE KNIGHT HOLDINGS PUBLIC COMPANY LTD	16	AM	975.455	1,49
8 OCEAN TANKERS HOLDINGS PUBLIC COMPANY LTD	20	SHM	950.321	1,46
9 LOGICOM PUBLIC LTD	20	MM	658.062	1,01
10 TROKKOUIDES & KYROS PLC	24	MM	618.360	0,95

Τίτλοι με τη μεγαλύτερη απόδοση του μήνα-Securities with best performance (1-month Performance)

Τίτλος-Security	Ημέρες Εμπ/τητας Tradind Days	Αγορά** Market	Τιμή Πράξης-Transaction Price*		% Δ
			Aug-08	Jul-08	
1 NEW MARATHON TOURS PUB CO LTD	4	SM	0,04	0,02	100,00
2 REGALLIA HOLDINGS & INVEST.LTD	1	IM	0,06	0,03	100,00
3 XENOS TRAVEL PUBLIC LTD	6	SM	0,06	0,04	50,00
4 KARAOLIS GROUP PUBLIC LTD (W)	7	AM	0,06	0,04	50,00
5 RENOS HATZIOANNOU FARM PU LTD	17	SM	0,07	0,05	40,00
6 EXELIXI INVESTMENT PUBLIC LTD	5	AM	0,40	0,30	33,33
7 ATLANTIC INSURANCE CO PUB LTD	19	AM	1,65	1,25	32,00
8 SEA STAR CAPITAL PLC	20	AM	0,29	0,22	31,82
9 ALLIANCE INTER REINSURANCE LTD	19	PM	0,45	0,35	28,57
10 COSTAS MICHAELIDES CONSTR LTD	9	AM	0,38	0,30	26,67

* Last Trade of the Month - Τελευταία Πράξη του Μήνα

Τίτλοι με τη χαμηλότερη απόδοση του μήνα-Securities with worst performance (1-month Performance)

Τίτλος-Security	Ημέρες Εμπ/τητας Tradind Days	Αγορά** Market	Τιμή Πράξης-Transaction Price*		% Δ
			Aug-08	Jul-08	
1 SAFS HOLDINGS PUBLIC LTD	11	SM	0,05	0,06	-16,67
2 TROKKOUIDES & KYROS PLC	20	AM	1,86	2,24	-16,96
3 LORDOS HOTELS (HOLDINGS) LTD	6	PM	0,30	0,37	-18,92
4 CYVENTURE CAPITAL PUBL CO LTD	1	AM	0,17	0,21	-19,05
5 EFREMICO HOLDINGS PUBLIC LTD	10	SCM	0,04	0,05	-20,00
6 AVACOM NET PUBLIC COMPANY LTD	19	AM	0,04	0,05	-20,00
7 SUPHIRE HOLDINGS PUBLIC LTD	2	SM	0,03	0,04	-25,00
8 LIBRA HOLIDAYS GROUP PLC	13	SM	0,07	0,10	-30,00
9 PLYNTEX PUBLIC LTD	7	SM	0,09	0,14	-35,71
10 KNOSSOS INVESTMENTS PUBLIC LTD	6	SCM	0,03	0,05	-40,00

* Last Trade of the Month - Τελευταία Πράξη του Μήνα

** MM=Κύρια Αγορά Main Market, PM=Παράλληλη Αγορά Parallel Market, AM=Εναλλακτική Αγορά Alternative Market, SHM=Ποιντοπόρο Ναυτιλίας Shipping Companies Market
IM=Αγορά Επενδυτικών Εταιρειών Investment Companies Market, SM=Ειδική Κατηγορία Special Category, SCM=Ειδικών Χαρακτηριστικών Special Characteristics



Μηνιαία μερίδια Αγοράς Μελών Monthly Market Share of the CSE members

Επιλεγμένη Περίοδος-Selected Period: 01/08/2008 - 29/08/2008

Rank	Member Code	Members of the Cyprus Stock Exchange	Value of Equities (€)	Daily Average value of Equities (€)	Market Share (%)	Value of Bonds (€)	Notes
1	MF	MEGA EQUITY FIN. SERV. LTD	21.988.367	709.302	16,91	171.850,14	0
2	EB	EFG EUROBANK SECURITIES S.A	19.132.544	617.179	14,71		1
3	CI	CISCO LTD	17.819.639	574.827	13,70	242.951,66	0
4	ΛΧ	ΛΑΙΚΗ ΗΡΜΑΤΙΣΤΗΡΙΑΚΗ ΕΠΕΥ LTD	13.067.244	421.524	10,05	6.510,46	0
5	AS	ATLANTIC SECURITIES LTD	12.038.583	388.341	9,26	59.244,53	0
6	PS	PROTON BANK S.A.	10.080.019	325.162	7,75		1
7	CL	CLR SEC. & FINANCIAL SERV. LTD	8.999.221	290.297	6,92	990,00	0
8	SS	SHARELINK SEC. & FIN. SER. LTD	7.214.455	232.724	5,55	41.006,44	0
9	EL	ΕΛΛΗΝΙΚΗ ΤΡΑΠΕΖΑ (ΕΠΕΝΔ.) LTD	4.604.890	148.545	3,54	2.734,07	0
10	AG	ARGUS STOCKBROKERS LTD	3.919.034	126.420	3,01		0
11	EA	INVESTMENT BANK OF GREECE S.A.	1.912.485	61.693	1,47		1
12	CO	COOP CENTRAL BANK LTD	1.781.710	57.475	1,37		0
13	EF	EGNATIA FIN. SERV. (CY) LTD	1.756.727	56.669	1,35		0
14	EΘ	National P&K Securities S.A.	1.647.781	53.154	1,27		1
15	GC	GLOBAL CAP SEC & FIN SER LTD	1.544.214	49.813	1,19		0
16	MD	HSBC-PANTELAKIS SEC. S.A.	792.133	25.553	0,61		1
17	ΑΦ	ALPHA FINANCE BROKERAGE AND INVESTMENT SERVICES S.A.	496.262	16.008	0,38		1
18	EX	EUROXX SECURITIES S.A.	463.360	14.947	0,36		1
19	ΘΝ	ΕΘΝΙΚΗ ΤΡΑΠΕΖΑ ΕΛΛΑΔΟΣ (ΚΙΡΡ)	359.461	11.596	0,28		0
20	SO	SOLIDUS SECURITY S.A	157.566	5.083	0,12		1
21	ΣΙ	PIRAEUS SECURITIES S.A.	106.363	3.431	0,08		1
22	AR	ARTION SECURITIES SA	94.189	3.038	0,07		1
23	BT	BETA SECURITIES S.A.	79.079	2.551	0,06		1
24	AV	AXIA VENTURES (CYPRUS) LTD	7	0	0,00		0

1.Μέλη του Χρηματιστηρίου Αθηνών που λειτουργούν ως εξ'αποστάσεως Μέλη (Remote Members) του Χρηματιστηρίου Αξιών Κύπρου

Σημειώσεις:

1.Μέλη του Χρηματιστηρίου Αθηνών που λειτουργούν ως εξ'αποστάσεως Μέλη (Remote Members) του Χρηματιστηρίου Αξιών Κύπρου
Members of the Athex Exchange acting as Remote Members of the Cyprus Stock Exchange



CENTRAL REGISTRY- DEPOSITORY STATISTICS

Μερίδες Επενδυτών-Investors Accounts

Επιλεγμένη Περίοδος-Selected Period: 01/08/2008 - 29/08/2008

Μήνας Month	Αριθμός νέων Μερίδων Επενδυτών Number of new (Opened) Investors Accounts
2008-08	234

Κινητικότητα Ενεργών Μερίδων

Active Investors Shares mobility

Επιλεγμένη Περίοδος-Selected Period: 01/08/2008 - 29/08/2008

Month	Total of Active Investor Shares	Daily average of active Investors Shares	Active Investors Shares mobility
2008-08	3.443	528	2,76

Σημειώσεις:

1. Ενεργοί Λογαριασμοί είναι οι αριθμοί των μερίδων που έκαναν αγοραπωλησία στο ΧΑΚ τουλάχιστον μία φορά την συγκεκριμένη περίοδο.
2. Ημερήσιος Μ.Ο είναι ο μέσος όρος των ημερήσιων ενεργών μερίδων της συγκεκριμένης περιόδου.
3. Κινητικότητα ενεργών λογαριασμών είναι ο αριθμός των ημερών όπου κατά μέσο όρο μια μερίδα έκανε τουλάχιστον μία αγοραπωλησία στο ΧΑΚ.

Notes:

1. Active investor accounts indicate the number of investors who have purchased equities or Debt in the CSE at least once for the relevant period of time.
2. Daily average is the daily active investor accounts for the relevant period of time.
3. Mobility of active investor accounts indicate the average number of days during which an investor purchased equities in the CSE at least once.

Ποσοστό Αλλοδαπών Επενδυτών στην Κεφαλαιοποίηση τέλος του Μήνα

Foreign Investors participation to the Market Capitalisation-Month end

Επιλεγμένη Περίοδος-Selected Period: 29/08/2008

Κατηγορία Επενδυτών-Investors Category	Χρηματιστηριακή Αξία Market Capitalisation %
Αλλοδαποί επενδυτές-Foreign Investors	10,10

Κατανομή των Μερίδων των επενδυτών βάσει του αριθμού μετοχών στο χαρτοφυλάκιο τους Investors Shares allocation with positive balance based on the number of securities composing their portfolios

	Investor shares	
	Αριθμός-Number	%
1	169.193	65,46
2-5	72.759	28,15
6-10	12.576	4,87
>10	3.937	1,52
Σύνολο-Total	258.465	100,00