

e Briefing from the Cyprus Stock Exchange (CSE)



CSE MONTHLY ELECTRONIC EDITION MAY 2008 – ISSUE 136

NEWS

Promotion of the CSE in the Russian market

AN IMPORTANT promotion of the Cyprus Stock Exchange recently took place in Russia.

Specifically, in the context of a large business delegation that was organized by the Ministry of Trade, Industry and Tourism in co-operation with the Cyprus Chamber of Commerce and Industry (CCCI) and the Cyprus-Russia Business Consortium, the President of the CSE, Mr. Giorgos Koufaris informed Russian businessmen and investors of the advantages of Cyprus' stock exchange. As Mr. Koufaris men-

tioned, the CSE is a modern and flexible stock exchange, fully in line the European Union's directives.

Having mentioned the advantages offered by Cyprus and the CSE, he called for Russian businessmen and investors to turn their interest towards our stock exchange. The delegation included a large number of companies, whose activities include the most important aspects of services such as law, accounting, banking, real estate, investment etc. The delegation was very successful due, on the one hand,



to the participants from Cyprus and, on the other hand, to the participation of the Russian busi-

nesspeople. The delegation was led by the former President of the CCCI, Mr. Vasilis Rologis and the President of the Cyprus-Russia Business Consortium, Mr. Fidas Pilides.

Within the context of the delegation's aims, a number of seminars took place in Moscow and St. Petersburg in co-operation with local chambers, during which the comparative advantages of Cyprus that make the island a notable centre of international business activity were promoted. The seminar in Moscow was addressed by the Minister of

Finance, Mr. Charilaos Stavrakis.

Also promoted were the tax advantages that Cyprus presents, due to the bilateral agreements which offer incentives for foreign investors, as well as the legal proceedings needed in order to register companies in Cyprus.

Cypriot business leaders also had the opportunity to present and promote the services their companies offer while also coming into contact with business leaders and companies that are of interest to them, with the aim of encouraging co-operation and signing contracts.

PRESS CONFERENCE ANNOUNCEMENTS

The CSE is considering promoting new products and services

CONTINUES ON PAGE 2



MONTHLY REVIEW OF DEVELOPMENTS

On the last trading session of May 2008 the General Index reached 3.267,97 points, representing a relative decrease of 0,14%. The value of shares traded also exhibited an increase of 1,26% compared to the previous month.

It is worth mentioning however, that

the highest level the General Index reached for the month was 3.439,64 points. The other Market Indices reached the following levels: Main Market reached 3.316,28, Parallel Market 1.774,37, Alternative Market 2.584,82, Investment Companies 1.755,24 points. On a sectoral level,

sub-indices reached the following levels: Banking sector 3.616,45, Hotels 1.794,27, FTSE/CySE20 1.124,93 and finally the FTSE Med 100 reached 10.358,37 points.

The market capitalisation of shares (excluding Investment Companies Market) reached €14,09 billion. According to this month's results, the Main Market accounted for 61,10% of the total market capitalisation, the Parallel Market 3,08%, the Alternative Market 10,77%, the Investment Companies Market 1,89%, the Shipping Market 0,53%, the Special Category 0,51%, the Special Charact

CONTINUES ON PAGE 3

GAIN EXPOSURE FROM OUR PUBLICATION

With the new, more modern structure that we have given our monthly briefing for the partners of the Cyprus, Greece and international markets, there is now the opportunity to promote businesses through our online edition. As is already known, our edition is sent electronically to thousands of receivers. Any businesses that are interested in promoting their products or services in our new updated electronic edition, please contact the CSE at 22 712300.

READ IN THIS ISSUE

- ▶ The decisions the CSE took
- ▶ News announced by the listed companies
- ▶ The CSE's activities
- ▶ Indexes and facts regarding the CSE's market

TO CONTACT THE CSE

TEL: 00357-22712300, FAX: 0357-22570308
EMAIL: INFO@CSE.COM.CY, WWW.CSE.COM.CY



CSE: Surplus €6,4 million in 2007

CONTINUES ON PAGE 1

The CSE will promote new products and services in the forthcoming years, in order to, on the one hand, enrich the institution of Cyprus' stock exchange and, on the other hand, to create new income for the stock exchange.

These announcements were made by the President of the CSE, Mr. Giorgos Koufaris, at a press conference regarding the financial results of 2007 as well as the new plans for the CSE.

As Mr. Koufaris mentioned, the preliminary financial results of 2007 (they have not as yet been certified by accountants) indicate that the CSE increased its income by 50% due to:

- An increase in the volume of trading and the increase in the stock exchange value of the listed companies
- The policy of containing the running costs of the CSE
- The promotion of new programmes and services which resulted in new incomes for the CSE

According to Mr. Koufaris, as a result of the above combined initiatives, the surplus that the CSE revealed amounts to £3.8 million (€6.4 million) for 2007.

Mr. Koufaris also said that, with these results, we journey through 2008 with optimism and by stating our intention to promote further new products and services, which will result in new incomes for the CSE.



Within this context, he mentioned the promotion of the semi-supervised market and further initiatives, in order to establish the CSE as a peripheral stock exchange in our region.

Having mentioned the agreements undertaken with the stock exchanges of Egypt, Romania and Malta, he said that:

- Our aim is to attract foreign institutions and private investors to invest in the CSE.

In order to achieve these aims, he continued, the

successful presentations of the CSE abroad will continue, as recently occurred in Athens and London.

In conclusion, Mr Koufaris added:

- As the board of the CSE, we believe that the stock exchange institution of Cyprus has a future. And it will have a great future if we succeed in becoming a peripheral stock exchange in our region. This is our strategic aim and this is what we will aim to accomplish in the forthcoming years.





DECISIONS

Listed Companies' News/Council's decisions about listed Companies

On the 5th of May 2008, the CSE Council decided to transfer the titles of Mallouppas & Papacostas Public Co Ltd, Avacom Public Company Ltd, G & K Exclusive Fashions Public Company Ltd and Renos Hadjiioannou Farm Public Company Ltd to the Special Category Market due to their failure to issue their audited Annual Report and Accounts for the year ended December 31, 2007 pursuant to Article 140(1) of N.115(I)/2005 and paragraph 2.2.3(b) of KDP 596/2005. The companies Aristo Developers Plc, Christis Dairies Public Ltd and Lanitis Development Public Ltd, which already trade in the Special Characteristics Market, have not submitted their annual financial statements either. These companies will be transferred to the Special Category Market too until the delisting of their titles from the CSE in view of the finalization of the acquisition right (KDP 96/2008). The trading of the above titles in the Special Category Market started on Wednesday, May 7, 2008. The company Ceilfloor Public Company Ltd, which already trades in the Special Category Market, has not submitted its annual financial statements for the year ended December 31, 2007 either.

On the 7th of May 2008, the Cyprus Stock Exchange announced that the nominal value of the share of Apollo Investment Fund Plc is redenominated from £0.23 to €0.39. Its issued share capital remains 52,286,694 shares. This change was based on the Special Resolution of the Extraordinary General Meeting held on April 16, 2008. The above change has been effective since Friday, May 9, 2008.

On the 12th of May 2008, the CSE Council in agreement with the SEC decided to delist the titles of Aristo Developers Plc pursuant from the CSE pursuant to Article 178(1) of the CSE Law, in view of the fact that after the finalization of the procedure for the acquisition of the Company by Dolphin Capital Atlantis Ltd, Dolphin Capital Atlantis Ltd acquired 100% of the Company's share capital. The titles of the above company had



been delisted from the CSE on Thursday, May 15, 2008.

On the 12th of May 2008, the Cyprus Stock Exchange announced that the nominal value of the share of Cytrustees Investment Public Company Ltd is redenominated from £0.67 to €1.15. Its issued share capital remains 26,699,553. It is clarified that pursuant to the special resolution of the Extraordinary General Meeting dated April 16, 2008 after the redenomination of the nominal value in euros (from £0.67 to €1.14), the nominal value increased from €1.14 to €1.15. The above change has been effective since Wednesday, May 14, 2008.

On the 13th of May 2008, the Cyprus Stock Exchange announced the suspension of trading of 3.75% Nominal Bonds Second Series 2006 Expiry 2008 under the code GBO22A06 from Wednesday, May 21, 2008 to Monday, May 26, 2008

(inclusive), that is, until the clearing of all transactions in view of the delisting of the titles. The titles were delisted from the CSE on May 27, 2008. The above decision was taken pursuant to Article 183 of the CSE Law for the protection of investors.

On the 16th of May 2008, the Cyprus Stock Exchange announced that the nominal value of the share of Ellinas Finance Public Company Ltd is redenominated from £0.36 to €0.62. Its issued share capital remains 16,999,000 shares. This change was based on the special resolution of the Extraordinary General Meeting held on May 6, 2008. The above change has been effective since Monday, May 19, 2008.

On the 19th of May 2008, the CSE Council announced that pursuant to Article 58 of the CSE Law, it has accepted the listing of 253.635 ordinary shares of "The Cyprus Cement Public Company Ltd", which have

resulted from the exercised share Options 2002 - 2011. The above shares will be incorporated in the already listed share capital of the Company, which will increase to 118.715.239 shares. The above shares started trading on Wednesday, May 21, 2008.

On the 19th of May 2008, the Cyprus Stock Exchange announced that the nominal value of the share of Marfin Popular Bank Public Co Ltd is redenominated from £0.50 to €0.85. Its issued share capital remains 796.691.149 shares. This change was based on the special resolution of the Extraordinary General Meeting held on May 15, 2008. The above change has been effective since Tuesday, May 27, 2008.

On the 22nd of May 2008, the Cyprus Stock Exchange announced that the nominal value of the share of Woodland Designs Plc is redenominated from £0.10 to €0.17. Its issued share capital remains 13,000,200 shares. This change was based on the Special Resolution of the General Meeting held on May 8, 2008. The above change has been effective since Monday, May 26, 2008.

On the 23rd of May 2008, the Cyprus Stock Exchange announced that the nominal value of the share of Liberty Life Insurance Public Company Ltd is redenominated from £0.10 to €0.17. Its issued share capital remains 90,803,707 shares. This change was based on the Special Resolution of the Extraordinary General Meeting held on May 14, 2008. The above change has been effective since Thursday, May 29, 2008.

On the 26th of May 2008, the Cyprus Stock Exchange announced that the nominal value of the share of Athena Cyprus Public Company Ltd is redenominated from £0.25 to €0.43. Its issued share capital remains 108,645,246 shares. This change was based on the Special Resolution of the Extraordinary General Meeting held on May 14, 2008.

The above change has been effective

MONTHLY REVIEW OF DEVELOPMENTS

CONTINUES ON PAGE 1

ristics Market 0,76% and the Bond Market 21,36%. Moreover the total market capitalisation, including the Investment Companies Market, Warrants and the Bond Market reached €18,35 billion compared to €18,93 billion the previous month, registering a decrease of 3,03%.

The total value of transactions during the month in review reached €143,35 million, with an average of €6,83 million per trading session. The Financials sector contributed 77,804% to the total value traded, which was the highest, whereas the Corporate Bonds sector had the lowest contribution with 0,000%. Investors primarily focused their interest on the shares of "Marfin Popular Bank Public Co Ltd" and "Hellenic Bank Public Company Ltd" with 21,88% and 17,76% respectively.



since Thursday, May 29, 2008.

▶ On the 26 May 2008, the Cyprus Stock Exchange announced that the nominal value of the share of Telia Aqua Marine Public Ltd is redenominated from £0.20 to €0.34. Its issued share capital remains 22,727,000 shares. This change was based on the Special Resolution of the Extraordinary General Meeting held on May 14, 2008. The above change has been effective since Thursday, May 29, 2008.

▶ On the 26th of May 2008, the CSE Council pursuant to Pursuant to Article 178(1) Law of the CSE, in agreement with the SEC decided to delist the securities of Lanitis Development Public Ltd in view of the fact that after the finalization of the procedure for the exercised of the right of redemption by Thalassa Holdings Ltd, Thalassa Holdings Ltd acquired 100% of the share capital of the Company. The above titles were delisted from the CSE on Thursday, May 29, 2008.

▶ On the 26th of May 2008, the CSE Council pursuant to Pursuant to Article 178(1) Law of the CSE, in agreement with the SEC decided to delist the securities of Lanitis Development Public Ltd in view of the fact that after the finalization of the right of redemption by Thalassa Holdings Ltd, Thalassa Holdings Ltd acquired 100% of the share capital of the Company. The above titles were delisted from the



CSE on Thursday, May 29, 2008.

▶ On the 28th of May 2008, the Cyprus Stock Exchange announced that the nominal value of the share of Plyntex Public Ltd is redenominated from £0.25 to €0.43. It issued share capital remains 10,166,139 shares. This change was based on the Special Resolution of the General Meeting held on May 16, 2008. The above change has been effective since Friday, May 30, 2008.

▶ On the 29th of May 2008, the Cyprus Stock Exchange announces that the nominal value of the share of

Triaina Investments Public Company Ltd is redenominated from £0.50 to €0.85. Its issued share capital remains as follows:

- a) Triaina Investments Public Company Ltd - Capital: 2,728,882
- b) Triaina Investments Public Company Ltd - Income: 2,728,882
- c) Triaina Investments Public Company Ltd - International: 1,364,441

The above change was based on the

Special Resolution of the General Meeting held on May 15, 2008. This change will be effective from Monday, June 2, 2008.

▶ On 29th of May 2008, the CSE announced that Pursuant to Article 178(1) of the CSE Law, the CSE Council in agreement with the SEC decided to delist the securities of Christis Dairies Public Ltd in view of the fact that after the completion of the squeeze out by Vivartia SA, Vivartia SA acquired 100% of the Company's share capital. The titles will be delisted on Monday, June 2, 2008.

SEMI-ANNUAL REVIEW OF INDICES

(i) FTSE / CySE 20 Index

▶ On the 14th of May 2008, the CSE Council informed the investors on the new composition of the FTSE/CySE20 Index, pursuant to the review carried out on Wednesday, May 14, 2008 by the FTSE/CySE20 Advisory Committee. The Advisory Committee has reviewed the operation of the index for the six-month period from October 2, 2007 to March 31, 2008. The index consists of 20 selected titles of the CSE, which comprise a representative sample of the Cyprus stock market. Companies which comprise the index, as well as the other listed companies whose shares are not included in the index, are under continuous review by the

Advisory Committee, while pursuant to the Ground Rules, several adjustments have periodically taken place to ensure the continuous implementation of the objective criteria for their inclusion in the index. Following the relevant evaluation, the newly-listed company in the FTSE/CySE20 Index is "Sea Star Capital Plc", while that delisted from the index is "A. Zorpas & Sons Public Ltd". The percentage of the free-float of the company Aspis Holdings Public Company Ltd has been changed from 0,5 to 0,3. The revised index will be effective as from June 2, 2008. The CSE Council would like to clarify that the selection of the 20 companies that constitute the index does not entail

their evaluation with regard to their quality and activities, but is strictly an evaluation pursuant to technical criteria and the Ground Rules, applied on an international basis by FTSE International so that there is uniformity for comparison purposes. The new composition is: 1. Bank of Cyprus Public Company Ltd (1), 2. Marfin Popular Bank Public Co Ltd (0,75), 3. Hellenic Bank Public Company Ltd (0,75), 4. Pandora Investments Public Ltd (0,4), 5. Louis Plc (0,4), 6. Vasiliko Cement Public Company Ltd (0,3), 7. Sea Star Capital Plc (0,5), 8. Demetra Investment Public Ltd (1), 9. Ocean Tankers Holdings Public Company Ltd (0,4), 10. KEO Plc (0,5), 11. Muskita Aluminium Industries

Plc (0,4), 12. The Cyprus Cement Public Company Ltd (0,4), 13. SFS Group Public Company Ltd (0,75), 14. A. Tsokkos Hotels Public Ltd (0,4), 15. Logicom Public Ltd (0,5), 16. Petrolina (Holdings) Public Ltd (0,4), 17. Aspis Holdings Public Company Ltd (0,3), 18. Atlantic Insurance Company Public Ltd (0,4), 19. Interfund Investments Plc (0,5), 20. Orphanides Public Company Ltd (0,4). The Advisory Committee has also decided to adopt the proposal concerning the introduction of the Reserve List, which contains the next five selected shares of high capitalization that were not included in the index during the date of its evaluation. The list will be utilized in cases where



for any reason and pursuant to the Ground Rules there is a need to replace one share with another during the period of six months and before the next review of the index. The Reserves List is presented below: Laiki Investment (Financial Services) Public Company Ltd (0,3), Leptos Calypso Hotels Public Ltd (0,4), Cytrusteas Investment Public Company Ltd (0,5), Elma Holdings Public Company Ltd (0,3), CLR Investment Fund Public Ltd (0,75).

On the 16th of May 2008, the Cyprus Stock Exchange (CSE) further to the announcement dated May 14, 2008 and after the decision of FTSE/CySE20 Index Special Advisory Committee announced that the criterion of the Ground Rules of FTSE/CySE20 Index on the minimum dispersion percentage (free-float) will change. Specifically, it will drop from 25% to 20% of the share capital of each listed issuer, starting from the next review of the index on December 1, 2008. For this decision, the corresponding international practices of calculation followed by FTSE Group were taken into account.

(ii) Regional Index FTSE MED 100

On the 15th of May 2008, the Advisory Committee for the FTSE Med-100 Index, had its semi-annual meeting. The FTSE Med-100 Index which was launched on the 19/6/2003 is composed of 100 stocks of three Exchanges (Athens Exchange, Tel-Aviv Stock Exchange and Cyprus Stock Exchange). Some of their stocks are also listed on US and European securities markets. The Advisory Committee of the index is comprised of representatives from the three Exchanges and also from the global index provider "FTSE Group". During this meeting, the committee reviewed the operation of the index for the six months period between November 2007 – April 2008, in accordance with its ground rules, which follow international standards. Having applied the index rules, no changes are applicable in the constituent list of the index. The index is composed of 50 stocks listed on the Athens Exchange, 45 stocks listed on the Tel-Aviv Stock Exchange and 5 stocks listed on the Cyprus Stock Exchange. On the 29th of May 2008, the Cyprus Stock Exchange announced that after the recent evaluation of the variations in the rate of dispersion to the public of the companies that participate in the CSE Indices, it will change the weighting of certain companies participating in the CSE Index. The relative changes are presented below:



Name	Existing weighting	Proposed weighting
SEA STAR CAPITAL PLC	100	50
ASPIS HOLDINGS PUBLIC COMPANY LTD	50	30
LEDA INVESTMENT PUBLIC COMPANY LTD	50	30
CONSTANTINOU BROS HOTELS PUBLIC COMPANY LTD	30	20
CYTRUSTEES INVESTMENT PUBLIC COMPANY LTD	75	50
LASER INVESTMENT GROUP PLC	75	50
C.C.C. TOURIST ENTERPRISES PUBLIC COMPANY LTD	30	20
K. KYTHREOTIS HOLDINGS PUBLIC LTD	40	30
LEMECO SILVEX INDUSTRIES PUBLIC COMPANY LTD	50	75
ATHOS DIAMOND CENTER PUBLIC LTD	40	30
LORDOS UNITED PLASTICS PUBLIC LTD	40	30
BLUE ISLAND PLC	30	20

The CSE Indices take into account the dispersion to the public, pursuant to the practices adopted in the international stock markets.

The adjusted rate of dispersion is adjusted on the basis of the following zones:

	Στάθμιση
Dispersion to the public smaller than 20%	=20%
Dispersion to the public larger than 20% but smaller or equal to 30%	=30%
Dispersion to the public larger than 30% but smaller or equal to 40%	=40%
Dispersion to the public larger than 40% but smaller of equal to 50%	=50%
Dispersion to the public larger than 50% but smaller or equal to 75%	=75%
Dispersion to the public larger than 75%	=100%

The changes will be carried out on Monday, June 2, 2008.



MEMBERS' NEWS

On the 21st of May 2008, the CSE informed the investors that pursuant to the CSE Law and paragraph 7 of the CSE Council Decision (KPD 81/2005 as this is amended) that it decided to carry out written examinations for all candidates who are interested in registering in the special catalogue of approved Clearing officers for the transactions clearance.

The candidate wish to participate in the exams should:

- Submit their application to the CSE until Friday, May 30, 2008.
- Pay the application fee of €85,43 to the CSE at the submission of the written application.

The examination will take place on Monday, June 30, 2008 at 15.00 - 17.00 at the CSE offices.

It is noted that those who will pass the exams will have the right to register in the special catalogue so long as they submit to the CSE Council within the period of two years from the date of the exams any professional certificates pursuant to paragraphs (2) and (6) of article 32 of the EPEY Law or are registered in the public register pursuant to article 52 of the Investment Services and Regulated Markets Law.



CSE EVENTS

On 21st of May 2008, the CSE Chairman Mr. Giorgos Koufaris speaking at a press conference organised for media representatives regarding the financial results of 2007 as well as the new development plans of the Cyprus Stock Exchange, pointed out that new products and services will be promoted in the next years in order to enrich the Stock Exchange products and to generate new income for the Stock Exchange. Mr. Koufaris reported also that the preliminary financial results for 2007 (they have been checked by the audit firm PWC, but the audit re-

port from the Auditor General of the Republic of Cyprus is still pending), show that the CSE has increased its income by 50%. The above increase is due to the following facts:

- increase of transaction volume and market value of listed companies
- the strict control policy for the operating expenditures
- the promotion of new programs and services, that yielded new income to the CSE

As a result of these combined initiatives, Mr. Koufaris said, the surplus

that the CSE presented amounts to £3.8 million. (€6.4 mil.) in 2007. Continuing, Mr. Koufaris said that with these figures we gaze in 2008 with optimism, with our intention to promote other new products and services that will yield new income to the CSE. In this framework he mentioned the promotion of the Semi-Regulated market and the initiatives undertaken for the CSE to be core a leading stock exchange in our geographical region.

He mentioned also the agreements with the Stock Exchanges of Egypt

and Romania and explained that the CSE intends to attract institutional and private investors to invest in the CSE. For the achievement of this objective, he stressed, the CSE will continue the presentations of the CSE Market abroad, as it happened recently with success in Athens and London. Finally Mr. Koufaris concluded that the CSE Council believes that the Cyprus Stock Exchange will have a brilliant future, if the CSE accomplishes to establish itself as specialised regional Stock Exchange in the our area.





Όγκος-Γενικός Δείκτης Τιμών από Δεκέμβριο 2007 μέχρι Μάιο 2008
Volume vs CSE General Price Index from December 2007 to May 2008



Αποδόσεις Δεικτών Αγορών ΧΑΚ από 3 Δεκεμβρίου 2007
CSE Market Indices Performance since December 3rd, 2007



Απόδοση του Δείκτη FTSE/CySE 20, και του Γενικού Δείκτη ΧΑΚ από 3 Δεκεμβρίου 2007
FTSE/CySE 20 Index, CSE General Index Performance-since December 3rd, 2007





Στατιστικά συναλλαγών ανά Αγορά - Market Statistics

Αγορά Market

	Κύρια Main	Ποινοτόμος Ναυτ. Shipping	Παράλληλη Parallel	Εναλλακτική Alternative	Επενδυτικών Εταιρειών Investment Companies	Εταιρικά Χρόγιστρα Corporate Bonds	Κοινοβουλευτικά Χρόγιστρα Government Bonds	Ειδική Κατηγορία Special Category	Ειδικών Χαρακτηριστικών Special Characteristics	Σύνολο Total
Εισηγμένες Εταιρείες-Listed Companies	13	1	16	70	15			17	6	138
Εισηγμένες Αξίες Μετοχών-Listed Shares	14	1	17	77	16	8	46	17	8	204
Συναλλαγές-Turnover (€)	96.922.385	542.037	5.003.259	30.056.450	10.403.392	0	43.257	188.489	195.605	143.354.873
Τεμάγια-Securities traded	41.530.910	861.309	12.195.555	120.848.826	94.422.253	0	4.459.450	2.713.564	171.650	277.203.517
Πράξεις-Trades	19.735	389	2.182	9.350	1.160	0	1	448	121	33.386

*Τα ΔΑΜ συμπεριλαμβάνονται στην Αγορά όπου διαπραγματεύονται οι μετοχές της αντιστοιχής εταιρείας. Warrants are included in the Market were the listed shares of the companies are traded

Στατιστικά Συναλλαγών

Trading Statistics

Μήνας Month	Συναλλαγές Transactions	Όγκος Volume Τεμάγια Securities Trad. (€)	Μήνας Month	Συναλλαγές Transactions	Όγκος Volume Τεμάγια Securities Trad. (€)		
2/04/2008	3.324	15.614.206	14.284.287	2/05/2008	2.379	9.098.974	9.295.067
3/04/2008	2.433	11.418.755	7.662.114	5/05/2008	1.641	7.956.910	6.013.190
4/04/2008	2.167	13.494.943	8.210.279	6/05/2008	1.620	6.260.536	5.380.136
7/04/2008	2.368	13.690.192	7.845.594	7/05/2008	1.423	9.159.934	5.995.525
8/04/2008	2.123	8.817.251	5.754.441	8/05/2008	1.525	22.380.333	6.249.878
9/04/2008	1.725	8.576.729	4.324.308	9/05/2008	1.618	10.268.388	4.818.458
10/04/2008	2.394	10.096.329	6.939.658	12/05/2008	1.093	7.278.431	4.365.421
11/04/2008	3.054	12.897.338	11.119.160	13/05/2008	1.664	7.793.649	7.498.027
14/04/2008	2.547	7.942.855	9.800.747	14/05/2008	1.425	7.379.776	5.320.312
15/04/2008	1.942	5.892.139	6.673.091	15/05/2008	1.546	7.788.216	5.509.103
16/04/2008	2.165	17.741.578	5.351.231	16/05/2008	1.541	5.892.370	6.057.337
17/04/2008	2.602	12.098.509	5.730.760	19/05/2008	1.330	7.285.832	6.342.714
18/04/2008	3.182	18.366.456	11.143.066	20/05/2008	1.369	12.288.942	8.905.366
21/04/2008	3.114	28.677.034	14.667.146	21/05/2008	1.569	18.452.766	6.924.175
22/04/2008	1.818	46.654.823	5.723.417	22/05/2008	1.799	5.002.403	6.092.025
23/04/2008	1.259	65.523.891	5.143.027	23/05/2008	1.753	6.182.985	6.632.198
24/04/2008	1.025	4.947.513	3.377.017	26/05/2008	1.631	6.178.386	4.646.416
30/04/2008	1.908	7.696.561	7.822.866	27/05/2008	1.899	7.127.945	7.311.284
				28/05/2008	1.447	8.005.929	5.951.938
				29/05/2008	1.491	97.826.570	15.175.105
				30/05/2008	1.623	7.594.242	8.871.198
18	41.150	310.147.102	141.572.210	21	33.386	277.203.517	143.354.873
Μέσος Ημερήσιος Average Daily	2.286	17.230.395	7.865.123		1.590	13.200.167	6.826.423



Δείκτες τιμών του Χρηματιστηρίου - CSE Indices

	Κλείσιμο Closing 30/05/2008	Υψιότερη Έτους Yearly Highest	Χαμηλότερη Έτους Yearly Lowest	Ποσοστιαία Διαφορά Percentage Change			
				02/01/2008	30/04/2008		
Δείκτες Αγορών-Market Indices (base 3.09.2004=1000)							
Γενικός Δείκτης General Index	3.267,97	4.880,97	2/1/2008	2.814,00	20/3/2008	-33,05	-0,14
Δείκτης Κύριας Αγοράς Main Market Index	3.316,28	4.969,81	2/1/2008	2.852,01	20/3/2008	-33,27	-0,10
Δείκτης Παράλληλης Αγοράς Parallel Market Index	1.774,37	2.129,57	2/1/2008	1.602,00	17/3/2008	-16,68	-1,02
Δείκτης Εναλλακτικής Αγοράς Alternative Market Index	2.584,82	2.910,76	7/1/2008	2.368,39	20/3/2008	-11,12	-3,33
Δείκτης Επενδυτικών Εταιρειών Investment Companies Index	1.755,24	2.291,32	2/1/2008	1.633,54	23/5/2008	-23,40	0,37
Κλαδικό Δείκτης Sectoral Indices(base 3.09.2004=1000)							
Δείκτης Τραπεζών Banks	3.616,45	5.504,34	2/1/2008	3.119,59	20/3/2008	-34,30	-0,04
Δείκτης Ξενοδοχείων Hotels	1.794,27	2.291,52	2/1/2008	1.513,93	20/3/2008	-21,70	4,59
Δείκτης FTSE&XAK FTSE&CSE Indices							
FTSE CySE 20 (base 30.11.2000=1000)	1.124,93	1.672,54	2/1/2008	973,03	20/3/2008	-32,74	-0,27
FTSE Med 100	10.358,37	12.055,78	2/1/2008	9.109,19	17/3/2008	-14,08	1,58

Όγκος συναλλαγών κατά Κλάδο -Value of volume traded by sector

Τομέας Οικονομικής Δραστηριότητας Economic Group*	Όγκος Volume (€)	Στάθμιση Weight %
Χρηματοοικονομικά-Financials	111.536.105	77,804
Υπηρεσίες καταναλωτών-Consumer Services	21.382.931	14,916
Βιομηχανίες-Industrials	5.767.641	4,023
Καταναλωτικά αγαθά-Consumer Goods	2.641.828	1,843
Τεχνολογία-Technology	1.882.111	1,313
Βασικά υλικά-Basic Materials	101.001	0,070
Εταιρικά Χρεόγραφα-Corporate Bonds	0	0,000
Κυβερνητικά Χρεόγραφα-Government Bonds	43.257	0,030
Σύνολο Total	143.354.873	100,00

*Σύστημα κατηγοριοποίησης FTSE Industry Classification Benchmark – ICB.

Αριθμός τίτλων που διαπραγματεύτηκαν κατά κλάδο Number of securities traded by sector

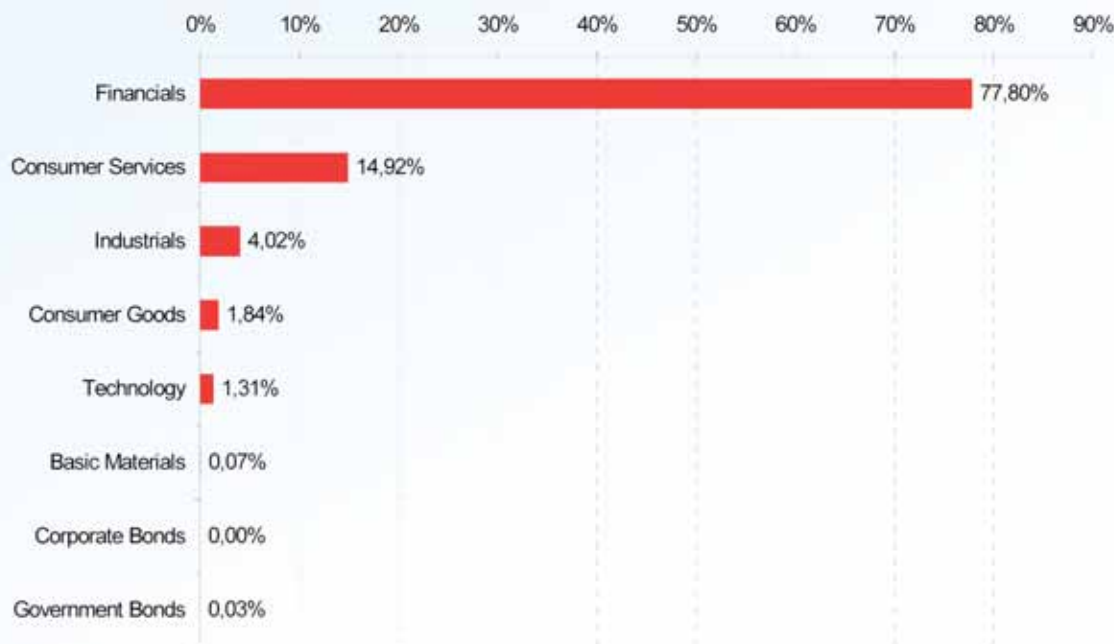
Τομέας Οικονομικής Δραστηριότητας Economic Group	Συναλλαγές Transactions	Τεμάχια Securities Traded	Στάθμιση Weight %
Χρηματοοικονομικά-Financials	21.687	185.837.785	67,04
Υπηρεσίες καταναλωτών-Consumer Services	7.017	57.120.407	20,61
Βιομηχανίες-Industrials	2.014	10.352.576	3,73
Καταναλωτικά αγαθά-Consumer Goods	1.135	12.277.012	4,43
Τεχνολογία-Technology	1.426	6.574.936	2,37
Βασικά υλικά-Basic Materials	106	581.351	0,21
Εταιρικά Χρεόγραφα-Corporate Bonds	0	0	0,00
Κυβερνητικά Χρεόγραφα-Government Bonds	1	4.459.450	1,61
Σύνολο Total	33.386	277.203.517	100,00



Απόδοση κλαδικών και άλλων δεικτών του ΧΑΚ για το μήνα
Sectoral and special indices performance on the Cyprus Stock Exchange during month



Κλαδική Στάθμιση-στην αξία του Όγκου Συναλλαγών για το μήνα
Economic Group Weighting to value traded during month





Χρηματιστηριακή αξία ανά αγορά Market Capitalisation into Markets

	30/04/2008 (€)	30/05/2008 (€)	% Δ	Στάθμηση Weight* %
Αγορά Market				
Κύρια Αγορά Main Market	11.258.152.100	11.214.584.842	-0,39	61,10
Παράλληλη Αγορά Parallel Market	573.070.897	566.187.351	-1,20	3,08
Εναλλακτική Αγορά Alternative Market	2.062.370.517	1.976.132.146	-4,18	10,77
Αγορά Επενδυτικών Εταιρειών Investment Companies Market	348.669.963	346.757.283	-0,55	1,89
Ποινοπόρος Ναυτιλίας Shipping Companies Market	103.444.358	96.979.086	-6,25	0,53
Ειδική Κατηγορία Special Category Market	39.000.183	94.472.904	142,24	0,51
Ειδικών Χαρακτηριστικών Special Characteristics Market	583.532.212	138.758.065	-76,22	0,76
Μετοχές-Shares (Excluding Investment Market)	14.619.570.268	14.087.114.393	-3,64	76,75
ΔΑΜ-Warrants	20.964.301	21.556.228	2,82	0,12
Αγορά Χρεογράφων Bonds Market				
Εταιρικά Χρεογράφα Corporate Bonds	381.066.235	381.066.235	0,00	2,08
Κυβερνητικά Χρεογράφα Government Bonds	3.579.135.031	3.539.837.198	-1,10	19,29
Σύνολο Total	18.928.441.497	18.354.775.109	-3,03	100,0

*Η στάθμηση υπολογίζεται στο σύνολο της Χρηματιστηριακής Αξίας The weight is calculated to the total Market Capitalisation

Μετοχές με τη μεγαλύτερη χρηματιστηριακή αξία, τέλος του μήνα Shares with the largest market capitalisation at the end of month

Εκδότης-Company	Αγορά-Market	Χρηματιστηριακή Αξία Market Capitalisation (€)	Στάθμηση Weight* %
1 BANK OF CYPRUS PUBLIC COMPANY LTD	Κύρια-Main	5.062.034.362	35,07
2 MARFIN POPULAR BANK PUBLIC CO LTD	Κύρια-Main	4.397.735.142	30,47
3 HELLENIC BANK PUBLIC COMPANY LTD	Κύρια-Main	835.006.381	5,79
4 PANDORA INVESTMENTS PUBLIC LTD	Εναλλακτική-Alternative	305.593.348	2,12
5 LOUIS PLC	Κύρια-Main	236.719.819	1,64
6 CYPRUS TRADING CORPORATION PLC	Εναλλακτική-Alternative	213.538.854	1,48
7 WOOLWORTH (CYPRUS) PROPERTIES PLC	Παράλληλη-Alternative	170.789.544	1,18
8 SEA STAR CAPITAL PLC	Εναλλακτική-Alternative	148.792.377	1,03
9 VASSILICO CEMENT WORKS PUBLIC COMPANY LTD	Κύρια-Main	139.713.998	0,97
10 DEMETRA INVESTMENT PUBLIC LTD	Επενδυτικών Εταιρειών-Investment Co	128.000.000	0,89
Όλοιο Total		11.637.923.826	79,74

*Η στάθμηση υπολογίζεται στο σύνολο της χρηματιστηριακής αξίας των μετοχών

*The weight is calculated to the Market Capitalisation (Shares only, including Investment Companies Market)

Χρηματιστηριακή αξία Εταιρικών Χρεογράφων Market Capitalisation of Corporate Bonds

Εταιρικά Ομόλογα-Corporate Bonds	Χρηματιστηριακή Αξία Market Capitalisation (€)	Στάθμηση Weight** %
1 HELLENIC BANK PUBLIC COMPANY LTD - BONDS 2016	128.145.108	33,63
2 MARFIN POPULAR BANK PUBLIC CO LTD - CAPITAL SECURITIES	85.436.137	22,42
3 BANK OF CYPRUS PUBLIC COMPANY LTD - CAPITAL SECURITIES (B)	51.265.065	13,45
4 HELLENIC BANK PUBLIC COMPANY LTD - CAPITAL SECURITIES	42.715.036	11,21
5 HELLENIC BANK PUBLIC COMPANY LTD - BONDS 2011	37.621.695	9,87
6 HELLENIC BANK PUBLIC COMPANY LTD (DEBENTURES) 2004/2009	24.860.151	6,52
7 AMATHUS PUBLIC LTD - GUARANTEED BONDS 2010	8.543.007	2,24
8 A. PANAYIDES CONTRACTING PUBLIC LTD - BONDS 2004-2011	2.480.035	0,65
Όλοιο Total	381.066.235	100,00

* Μετατρέψιμες Ομόλογους Αξίες - Convertible Bonds

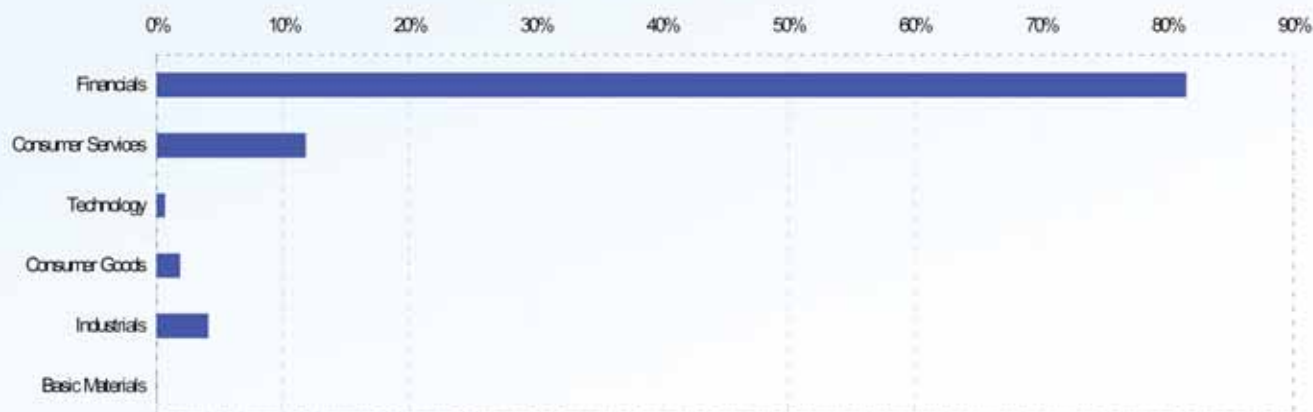


Χρηματιστηριακή Αξία Αγορών ανά τομέα Οικονομικής Δραστηριότητας Market Capitalisation per Economic Group

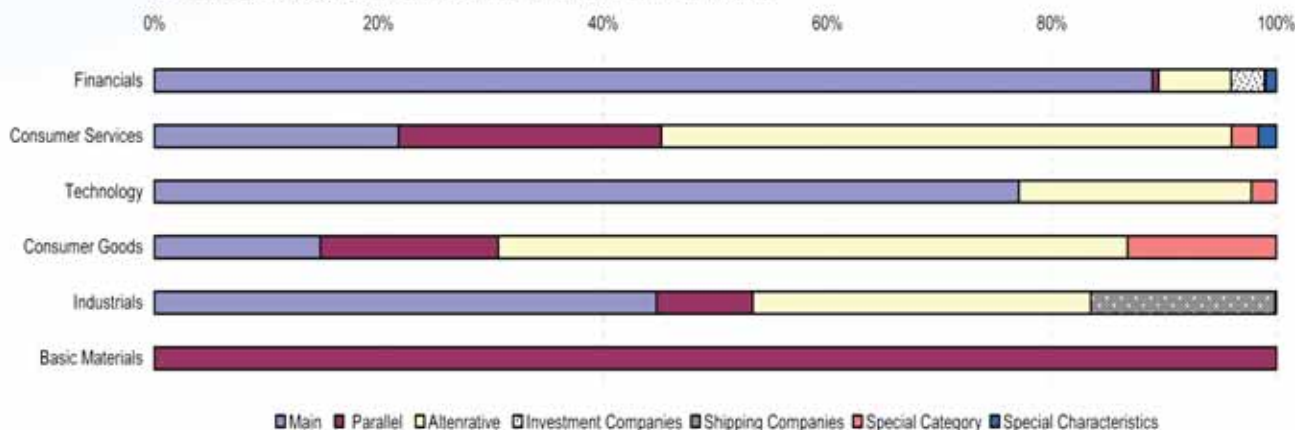
Τομέας Οικονομικής Δραστηριότητας Economic Group*	Αγορά Market							% on Total
	Κύρια Main	Παράλληλη Parallel	Εναλλακτική Alternative	Επενδυτικών Εταιρειών Investment Companies	Ποινοπόρος Ναυτιλία Shipping Companies	Ειδική Κατηγορία Special Category	Ειδικών Χαρακτηρίων Special Characteristics	
	(€)	(€)	(€)	(€)	(€)	(€)	(€)	
Βασικά υλικά-Basic Materials		8.161.058						0,06
Βιομηχανίες-Industrials	264.162.185	50.565.750	177.797.306		96.979.086	711.630		4,09
Καταναλωτικά αγαθά-Consumer Goods	39.769.571	42.566.371	150.754.326			35.651.346		1,86
Τεχνολογία-Technology	75.067.328		20.177.513			2.175.965		0,67
Υπηρεσίες καταναλωτών-Consumer Services	370.956.594	398.972.646	865.240.686			40.984.294	27.303.669	11,80
Χρηματοοικονομικά-Financials	10.464.629.164	65.921.525	762.162.315	346.757.283		14.949.669	111.454.396	81,52
Σύνολο Total (€)	11.214.584.842	566.187.351	1.976.132.146	346.757.283	96.979.086	94.472.904	138.758.065	100
% Αγορές στη συνολική Χρηματιστηριακή αξία μετοχών	77,70	3,92	13,69	2,40	0,67	0,65	0,96	
%Market Capitalisation / Total Market Capitalisation (only shares)								

*Σύστημα κατηγοριοποίησης FTSE Industry Classification Benchmark – ICB.

Κλαδική Στάθμιση της Χρηματιστηριακής Αξίας μετοχών για το μήνα Economic Group weighting of Market Capitalisation (shares month end)



Κλαδική στάθμιση της χρηματιστηριακής αξίας μετοχών στις αγορές για το μήνα Economic Group weighting of Market Capitalisation into Markets (shares month end)



■ Main ■ Parallel ■ Alternative ■ Investment Companies ■ Shipping Companies ■ Special Category ■ Special Characteristics



Εμπορεύσιμοι τίτλοι μετοχών με βάση τον όγκο συναλλαγών (σε μηνιαία βάση)-Most traded shares (monthly basis)

Τίτλος-Security	Ημέρες Εμπ/τηρας Trading Days	Αγορά** Market	Όγκος- Value (€)	Στάθμηση Weight %
1 MARFIN POPULAR BANK PUBLIC CO LTD	21	MM	31.368.886	21,88
2 HELLENIC BANK PUBLIC COMPANY LTD	21	MM	25.465.661	17,76
3 BANK OF CYPRUS PUBLIC COMPANY LTD	21	MM	23.751.970	16,57
4 DODONI INVESTMENTS PORTIFOLIO PUBLIC COMPANY LTD	19	MM	5.712.594	3,98
5 LOUIS PLC	21	MM	4.895.433	3,41
6 A.L. PROCHOICE GROUP PUBLIC LTD	21	AM	4.419.683	3,08
7 LASER INVESTMENT GROUP PLC	21	AM	4.095.926	2,86
8 OPTIONS CASSOULIDES PLC	21	AM	3.633.618	2,53
9 SEA STAR CAPITAL PLC	21	MM	3.591.198	2,51
10 SFS GROUP PUBLIC COMPANY LTD	21	MM	3.259.985	2,27

Τίτλοι με τη μεγαλύτερη απόδοση του μήνα-Securities with best performance (1-month Performance)

Τίτλος-Security	Ημέρες Εμπ/τηρας Trading Days	Αγορά** Market	Τιμή Πρόξης-Transaction Price* (€)		% Δ
			May-08	April-08	
1 LASER INVESTMENTS GROUP PLC	3	AM	0,72	0,45	60,00
2 REGALLIA HOLDINGS & INVEST.LTD	10	IM	0,07	0,05	40,00
3 CYPRINT PLC	21	AM	0,89	0,67	32,84
4 EFREMICO HOLDINGS PUBLIC LTD	18	SM	0,05	0,04	25,00
5 MULTICHOICE (CYPRUS) PU CO LTD	21	SM	0,13	0,11	18,18
6 SAFS HOLDINGS PUBLIC LTD	20	SM	0,07	0,06	16,67
7 DODONI INVESTMENTS PORTF. LTD	8	IM	0,08	0,07	14,29
8 CYPRUS TRADING CORPORATION PLC	2	AM	2,29	2,01	13,93
9 PHILOKTIMATIKI PUBLIC LTD	21	AM	1,62	1,43	13,29
10 THE CYPRUS CEMENT LTD (W2009)	21	AM	0,44	0,39	12,82

* Last Trade of the Month - Τελευταία Πρόξη του Μήνα

Τίτλοι με τη χαμηλότερη απόδοση του μήνα-Securities with worst performance (1-month Performance)

Τίτλος-Security	Ημέρες Εμπ/τηρας Trading Days	Αγορά** Market	Τιμή Πρόξης-Transaction Price* (€)		% Δ
			May-08	April-08	
1 ASPIS HOLDINGS PUBLIC CO LTD	21	MM	1,07	1,27	-15,75
2 PANDORA INVESTMENTS PUBLIC LTD	21	AM	0,72	0,86	-16,28
3 XENOS TRAVEL PUBLIC LTD	8	SM	0,05	0,06	-16,67
4 FINIKAS AMMOCHOSTOU PLC	2	IM	0,40	0,48	-16,67
5 APOLLO INVESTMENT FUND PLC	20	IM	0,42	0,51	-17,65
6 OPTIONS CASSOULIDES PLC	21	MM	0,46	0,56	-17,86
7 ATHENA CYPRUS PUBLIC CO LTD	18	SCM	0,33	0,41	-19,51
8 LEPTOS CALYPSO HOTELS LTD	21	AM	0,31	0,40	-22,50
9 DISPLAY ART LTD	10	AM	0,10	0,13	-23,08
10 HARVEST CAPITAL MANAG. PU LTD	3	IM	0,07	0,11	-36,36

* Last Trade of the Month - Τελευταία Πρόξη του Μήνα

** MM=Κύρια Αγορά Main Market, PM=Γιαρβύλληη Αγορά Parallel Market, AM=Εναλλακτική Αγορά Alternative Market, SHM=Εκπονώφο Ναυτιλίας Shipping Companies Market
IM=Αγορά Επενδυτικών Εταιρειών Investment Companies Market, SM=Ειδική Κατηγορία Special Category, SCM=Ειδικών Χαρακτηριστικών Special Characteristics



Μηνιαία μερίδια Αγοράς Μελών
Monthly Market Share of the CSE members
 02/05/2008 30/05/2008

Κοδικός Θύση	Μέλος	Μέλη Χρηματιστηρίου Αξιών Κύπρου	Αξία Συνολικών Μετοχών	Μέση ημερήσια αξία συνολικών μετοχών Daily Average value of Equities	Μερίδιο Αγοράς	Αξία Συνολικών Όμοιόθιμων	Σημειώσεις
Rank	Member Code	Members of the Cyprus Stock Exchange	Value of Equities	Equities	Market Share	Value of Bonds	Notes
			(€)	(€)	(%)	(€)	
1	AX	LAIKI HRMATISTIRIAKI EPEY LTD	51.609.358	1.720.312	17,97		0
2	CI	CISCO LTD	36.645.360	1.221.512	12,76	86.513	0
3	AS	ATLANTIC SECURITIES LTD	34.405.209	1.146.840	11,98		0
4	MF	MEGA EQUITY FIN. SERV. LTD	33.618.947	1.120.632	11,71		0
5	CL	CLR SEC. & FINANCIAL SERV. LTD	29.164.186	972.140	10,16		0
6	SS	SHARELINK SEC. & FIN. SER. LTD	29.087.329	969.578	10,13		0
7	EB	EFG EUROBANK SECURITIES S.A.	24.356.678	811.889	8,48		1
8	EL	ELLINIKI TRAPEZA (EPEND.) LTD	8.509.631	285.654	2,98		0
9	CO	COOP CENTRAL BANK LTD	8.202.694	273.423	2,86		0
10	AG	ARGUS STOCKBROKERS LTD	7.261.167	242.039	2,53		0
11	GC	GLOBAL CAP SEC & FIN SER LTD	6.987.534	232.918	2,43		0
12	EF	EGNATIA FIN. SERV. (CY) LTD	5.138.928	171.298	1,79		0
13	MD	HSBC-PANTELAKIS SEC. S.A.	2.244.782	74.826	0,78		1
14	ΑΦ	ALPHA FINANCE BROKERAGE AND INVESTMENT SERVICES S.A.	1.971.821	65.727	0,69		1
15	EA	INVESTMENT BANK OF GREECE S.A.	1.865.246	62.175	0,65		1
16	ΕΘ	National P&K Securities S.A.	1.681.872	56.062	0,59		1
17	PS	PROTON BANK S.A.	1.613.619	53.787	0,56		1
18	ΘΝ	ETHNIKI TRAPEZA ELLADOS (KIPR)	1.419.103	47.303	0,49		0
19	EX	EUROXX SECURITIES S.A.	938.148	31.272	0,33		1
20	AB	EUROCORP SECURITIES S.A.	183.401	6.113	0,06		1
21	AR	ARTON SECURITIES SA	125.883	4.196	0,04		1
22	ΣΙ	PIRAEUS SECURITIES S.A.	74.329	2.478	0,03		1
23	SO	SOLIDUS SECURITY S.A.	11.179	373	0,00		1

Σημειώσεις:

1. Μέλη του Χρηματιστηρίου Αθηνών που λειτουργούν ως εξ αποστάσεως Μέλη (Remote Members) του Χρηματιστηρίου Αξιών Κύπρου



CENTRAL REGISTRY- DEPOSITORY STATISTICS

Μερίδες Επενδυτών-Investors Accounts

Επιλεγμένη Περίοδος-Selected Period: 02/05/2008 - 30/05/2008

Μήνας Month	Αριθμός νέων Μερίδων Επενδυτών Number of new (Opened) Investors Accounts
May-08	225

Κινητικότητα Ενεργών Μερίδων Active Investors Shares mobility

Επιλεγμένη Περίοδος-Selected Period: 02/05/2008 - 30/05/2008

Μήνας Month	Σύνολο Ενεργών Μερίδων Total of Active Investor Shares	Ημερήσιος Μ.Ο ενεργών Μερίδων Daily average of active Investors Shares	Κινητικότητα Ενεργών Μερίδων Active Investors Shares mobility
May-08	5.335	813	3,20

Σημειώσεις:

1. Ενεργοί Λογαριασμοί είναι οι αριθμοί των μερίδων που έκαναν αγοραπωλησία στο ΧΑΚ τουλάχιστον μία φορά την συγκεκριμένη περίοδο.
2. Ημερήσιος Μ.Ο είναι ο μέσος όρος των ημερήσιων ενεργών μερίδων της συγκεκριμένης περιόδου.
3. Κινητικότητα ενεργών λογαριασμών είναι ο αριθμός των ημερών όπου κατά μέσο όρο μια μερίδα έκανε τουλάχιστον μία αγοραπωλησία στο ΧΑΚ.

Notes:

1. Active investor accounts indicate the number of investors who have purchased equities or Debt in the CSE at least once for the relevant period of time.
2. Daily average is the daily active investor accounts for the relevant period of time.
3. Mobility of active investor accounts indicate the average number of days during which an investor purchased equities in the CSE at least once.

Κατανομή των Μερίδων των επενδυτών βάσει του αριθμού μετοχών στο χαρτοφυλάκιο τους Investors Shares allocation with positive balance based on the number of securities composing their portfolios

Αξίες-Securities	Μερίδες Επενδυτών Investor shares	
	Αριθμός-Number	%
1	169.358	65,45
2-5	72.858	28,16
6-10	12.595	4,87
>10	3.938	1,52
Σύνολο-Total	258.749	100,00