

# e Briefing from the Cyprus Stock Exchange (CSE)



CSE MONTHLY ELECTRONIC EDITION SEPTEMBER 2008 – ISSUE 140



## The minister of Finance at the CSE

On 25th of September 2008, the Minister of Finance Mr. Charilaos Stavrakis visited the offices of Cyprus Stock Exchange and had a meeting with the Council and Management of the CSE. The CSE Council and Mr. Stavrakis exchanged views regarding the international economic crisis, in relation to the Cypriot economy and its stock market. Also, the CSE Council informed the Minister regarding the development plans its efforts for strategic cooperation. Therefore, the Minister was briefed about the cooperation agreements that the CSE promotes with other regional countries. The Finance Ministry and the CSE will continue the joint effort for strengthening the stock market in Cyprus.

## Important upgrade of CSE by FTSE

The Cyprus Stock Exchange (CSE) achieved an important upgrade with regards to the category in which the FTSE Global Equity Index Series classifies stock exchanges. According to the FTSE's latest report, the CSE has been upgraded and listed in the 4th category (frontier) of international stock exchanges.



- Has been enlisted in the Frontier category
- Koufaris: We are on the right track

With this upgrade, the CSE has entered a category which includes modern stock exchanges that are closely watched and monitored by foreign institutional investors and analysts. Commenting on the

This positive development for the CSE was officially announced at the Summit of the World Federation of Exchanges, which took place in Milan and at which the President and General Manager of the CSE, Mr. Giorgos Koufaris and Mr. Nontas Metaxas respectively, took part.

development, the President of the CSE, Mr. G. Koufaris mentioned that the CSE's upgrade by the FTSE is a significant development for Cyprus' stock market, and indicates that work executed by the Board and Management of the CSE is in the right direction. We will, he added, continue to reinforce our structures and methods so that the CSE is further upgraded by authoritative international stock market evaluation firms.

## MONTHLY REVIEW OF DEVELOPMENTS

It is worth mentioning however, that the highest level the General Index reached for the month was 3.030,34 points. The other Market Indices reached the following levels: Main Market reached 2.922,50,

Parallel Market 1.652,66, Alternative Market 2.349,92, Investment Companies 1.297,93 points. On a sectoral level, sub-indices reached the following levels:

Continues on page 2

## DECISIONS

# Listed Companies' News/Council's decisions about listed Companies

### A. Transfer of listed titles to different Market

On the 1st of September 2008, it was decided to transfer the titles of Avacom Net Public Company Ltd to the Special Category Market pursuant to the provision (b) of Paragraph 2.2.3 of KDP 596/2005 on the

transfer of companies to the Special Category Market because the company has not released its unaudited six-month results for the period ended June 30, 2008 pursuant to Article 142(1) (2) of N. 115(I)/2005. The trading of the above titles started trading in the Special Category Market

since Thursday, September 4, 2008.

On the 4th of September 2008, it was announced the transfer of the titles of Avacom Net Public Company Ltd to the Alternative Market pursuant to Paragraph 2.2.5 of KPD 596/2005 on the return of the issuer from the Special Category Market to the market that it was listed in before, so long as the reason for its transfer to the Special Category does no longer exist.

Continues on page 2

Continued from page 1

The Company issued and announced

### READ IN THIS ISSUE

- ▶ The decisions the CSE took
- ▶ News announced by the listed companies
- ▶ The CSE's activities
- ▶ Indexes and facts regarding the CSE's market

### GAIN EXPOSURE FROM OUR PUBLICATION

With the new, more modern structure that we have given our monthly briefing for the partners of the Cyprus, Greece and international markets, there is now the opportunity to promote businesses through our online edition. As is already known, our edition is sent electronically to thousands of receivers. Any businesses that are interested in promoting their products or services in our new updated electronic edition, please contact the CSE at 22 712300.

TO CONTACT THE CSE

TEL: 00357-22712300, FAX: 0357-22570308  
EMAIL: INFO@CSE.COM.CY, WWW.CSE.COM.CY



## DECISIONS

its unaudited six-month results for the

period ended June 30, 2008. The trading of the above titles in the Alternative Market started trading on Tuesday, September 9, 2008.

On the 22nd of September 2008, it was announced the transfer of titles of Aspis Liberty Life Insurance Public Company Ltd from the Alternative Market to the Parallel Market due to its compliance with the procedure for a transfer to a market with more upgraded criteria, pursuant to Paragraph 2.2.7 of KPD 596/2005. The titles of the company started trading in the Parallel Market on Thursday, September 25, 2008.

### B. Listing of titles to CSE

On the 1st of September 2008, it was announced that pursuant to Article 58 of the CSE Law, it has accepted the listing of 300,000 ordinary shares of Cyprint Plc, which have been issued to Mr. Andreas Christodoulou as a mark of esteem for his contribution to the Company on the occasion of his withdrawal from his executive activities. The issue is based on the Special Resolution approved by the Extraordinary General Meeting held on August 7,

2008. The above shares will be incorporated in the already listed share capital of the Company, which will amount to 5,140,000 shares. The above titles started trading on September 4, 2008.

On the 5th of September 2008, it was announced that pursuant to Article 58 of the CSE Law, it has accepted the listing of 221,961 shares of Athena Cyprus Public Company Ltd, which have been allocated gratis to its shareholders, pursuant to the Retention Plan of the shares resulted from the exercise of Pioneer European Type Warrants 2002, 2004 and 2006. The above shares will be incorporated in the already listed share capital of the Company, which will amount to 108,867,207 shares. The above titles started trading on Wednesday, September 10, 2008.

On the 5th of September 2008, it was announced that pursuant to Article 58 of the CSE Law, it has accepted the listing of 58,303 ordinary shares of C.A Papaellinas Trading Public Company Ltd, which have resulted from the reinvestment of the dividend 2007. The above shares will be incorporated in the already listed share capital of the Company,

which will amount to 15,954,948 shares. The above titles started trading on Wednesday, September 10, 2008.

On the 22nd of September 2008, it was announced that pursuant to Article 58 of the CSE Law it has accepted the listing of 1 ordinary share of "Chris Joannou Public Ltd". The above share will be incorporated in the already listed share capital, which will rise to 10,069,842 shares. The above title started trading on Wednesday, September 24, 2008.

On the 29th of September 2008, it was announced that pursuant to Article 58 of the CSE Law, it has accepted the listing of 2,228,183 ordinary shares of Libra Holidays Group Plc, which have been issued to hotel owners at the price of €0.17, with whom the Company reached an agreement for the payment of part of its debts to them with the issue and allocation of shares. This issue is based on the Special Resolution approved by the EGM on 23/6/2008. It is noted that the above shares will be incorporated in the already listed share capital of the Company, which will amount to 84,022,408 shares. The above ti-

## The CSE's environmental approach Recycling a large volume of paper

Within the framework of its environmental approach, the CSE has proceeded in recycling a large volume of paper used for its activities. Specifically, the CSE recycled 308 documents (of various sizes) which resulted in freeing up 3625 box files. These documents included old Annual Reports, investor guides related to the Central Depository – Registry, manuals of various programmes from the Computerisation Department, etc. This initiative is part of the permanent policy of the CSE of protecting the environment and saving the planet's natural resources.

## The CSE's contribution for the protection of the environment

Within the framework of the CSE's general efforts for the protection of the environment and the adoption of policies that assist this cause, the Cyprus Stock Exchange (CSE) proceeded to recycle a large volume of paper that was related to its activities. Specifically, the CSE recycled 308 documents (of various sizes), which resulted in freeing up 3625 box files. These documents pertained to, among others, copies of the CSE's correspondence, old Annual Reports, manuals for investors regarding the Central Depository – Registry and others. The CSE will intensify similar efforts and initiatives in the future, while always having as a rule the protection of the environment.

## MONTHLY REVIEW OF DEVELOPMENTS

### Continued from page 1

Banking sector 3.190,75, Hotels 1.355,41, FTSE/CySE20 989,61 and finally the FTSE Med 100 reached 8.921,59 points.

The market capitalisation of shares (excluding Investment Companies Market) reached €12,70 billion. According to this month's results, the Main Market accounted for 57,40% of the total market capitalisation, the Parallel Market 3,01%, the Alternative Market 10,86%, the Investment Companies Market 1,50%, the Shipping Market 0,53%, the Special Category 0,23%, the Special Characteristics Market 0,84% and the Bond Market 25,62%. Moreover the total market capitalisation, including the

Investment Companies Market, Warrants and the Bond Market reached €17,42 billion compared to €17,07 billion the previous month, registering an increase of 2,05%.

The total value of transactions during the month in review reached €65,3 million, with an average of €3,3 million per trading session. The Financials sector contributed 63,33% to the total value traded, which was the highest, whereas the Basic Materials sector had the lowest contribution with 0,08%. Investors primarily focused their interest on the shares of "Sea Star Capital Plc" and "Marfin Popular Bank Public Co Ltd" with 23,78% and 21,09% respectively.



titles will start trading on Thursday, October 2, 2008.

C. Redenomination of nominal value of listed titles

▶ On the 3rd of September 2008, it was announced that the nominal value of the share of Efremico Holdings Public Ltd is redenominated from £0.25 to €0.43. Its issued share capital remains 11,375,010 shares. This change was based on the Special Resolution of the Extraordinary General Meeting held on May 16, 2008. The above change has been effective since Monday, September 8, 2008.

▶ On the 10th of September 2008, it was announced that the nominal value of the share of Andreas Petsas and Sons Public Ltd is redenominated from £0.20 to €0.34. Its issued capital remains 35,013,104 shares. This change was based on the Special Resolution of the Extraordinary General Meeting held on July 30, 2008. The above change has been effective since Monday, September 15, 2008.

▶ On the 25th of September 2008, it was announced that the nominal value of the share of Laiki Investment EPEY Public Company Ltd is redenominated from £0.20 to €0.34. Its issued share capital remains 200,000,000 shares. This change was based on the Special Resolution



of the Extraordinary General Meeting held on September 18, 2008. The above change has been effective since Tuesday, September 30, 2008.

▶ On the 25th of September 2008, it was announced that the nominal value of the share of Unigrowth Investments Public Ltd is redenominated from £0.10 to €0.17. Its

issued share capital remains 11,249,989 shares. This change was based on the Special Resolution of the Extraordinary General Meeting held on March 28, 2008, which was revised based on the Company's announcement dated September 24, 2008. As a result, the relevant CSE announcement dated April 4, 2008 on the rede-

nomination of the nominal value of the share from £0.10 to €0.20 is not valid. The above change will be effective from Thursday, October 2, 2008.

D. Rename of listed companies

▶ On the 11th of September 2008, it was announced that "Pierides Electrical Public Co Ltd" has changed its name to "Pierides Holdings Plc". The above change has been effective since Tuesday, September 16, 2008.

### E. Change of the CSE trading hours

▶ On the 25th of September 2008, within the framework of the proper operation of the market and taking into account the fact that the Athens Stock Exchange has announced that it was going to change the trading hours of its markets, the CSE Council decided to further extend the trading hours for the closing of its Markets so that from Monday, 29/9/2008 their closing times would be at 17.20 instead of 17.00. This change will be effective for the following Markets: Main Market, the Shipping Market, Parallel Market, the Alternative Market and the Investment Companies Market. The above change of the trading hours has been effective since Monday, September 29, 2008.

## Υπηρεσία Εξυπηρέτησης Επενδυτών

▶ Within the framework improving the service to the investing public, the Cyprus Stock Exchange would like to inform investors that from January to September 2008, the CSE Service Department:

- ▶ Issued and printed 5008 statements for the details of the investors' account
- ▶ Issued and printed 5866 account statements
- ▶ Issued and printed 3167 pages of the shareholders' register of listed companies
- ▶ Issued to investors 91 new codes for their access to the Central Register via CSD On-line.
- ▶ It served personally 626 investors for spe-

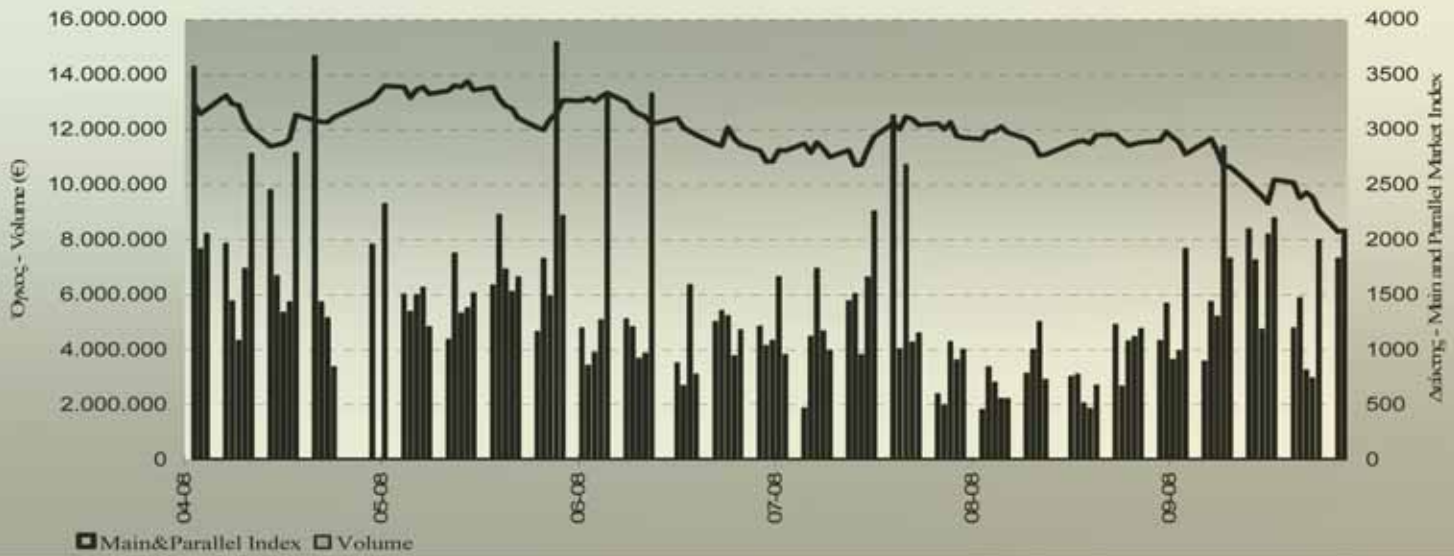
cific disputes that they had with regard to past transactions, as well as various questions and queries on the operation of the Common Platform and other clarifications on the management of assets for people who passed away.

- ▶ From October 30, 2006, the launch of the CSE-ASE Common Platform, until September 30, 2008, the CSE Service Department:
- ▶ Issued and printed 25736 statements for the details of the investors' account
- ▶ Issued and printed 28293 account statements
- ▶ Issued and printed 11498 pages of the shareholders' register of listed companies

- ▶ Issued to investors 525 new codes for their access to the Central Register via CSD On-line.
- ▶ It served personally 1410 investors for certain disputes that they had with regard to past transactions, as well as for various questions and queries on the operation of the Common Platform and other clarifications on the management of assets for people who passed away.
- ▶ The CSE urges the investing public to apply for subscription to the CSD On-line for better access to the Central Registry via the internet and to contact the Service's staff members, tel. 00357 22712300.



**Όγκος-Γενικός Δείκτης Τιμών από Απρίλιο 2008 μέχρι Σεπτέμβριο 2008**  
**Volume vs CSE General Price Index from April 2008 to September 2008**



**Αποδόσεις Δεικτών Αγορών ΧΑΚ από 2 Απριλίου 2008**  
**CSE Market Indices Performance since April 2nd 2008**



**Απόδοση του Δείκτη FTSE/CySE 20, και του Γενικού Δείκτη ΧΑΚ από 2 Απριλίου 2008**  
**FTSE/CySE 20 Index, CSE General Index Performance-since April 2nd, 2008**





## Στατιστικά συναλλαγών ανά Αγορά - Market Statistics

	Αγορά Market									
	Κύρια Main	Ποιτοπόρος Ναυτ. Shipping	Παράλληλη Parallel	Εναλλακτική Alternative	Επενδυτικών Εταιρειών Investment Companies	Εταιρικά Χρέη Corporate Bonds	Κυβερνητικά Χρέη Government Bonds	Ειδική Κατηγορία Special Category	Ειδικών Χαρακ/κών Special Characteristics	Σύνολο Total
Εισηγμένες Εταιρείες-Listed Companies	13	1	17	70	15			12	10	138
Εισηγμένες Αξίες Μετοχών-Listed Shares	14	1	18	78	17	10	44	12	12	206
Συναλλαγές-Turnover (€)	107.157.280	1.137.233	5.874.427	19.519.207	1.123.067	397.175	76.511	422.593	102.474	135.809.968
Τεμάχια-Securities traded	34.287.356	2.038.381	12.532.642	95.458.666	5.481.162	26.636.064	7.688.706	7.712.888	1.095.160	192.931.025
Πράξεις-Trades	27.828	536	1.784	6.674	1.167	17	2	538	141	38.687

\*Τα ΔΑΜ συμπεριλαμβάνονται στην Αγορά όπου διαπραγματεύονται οι μετοχές της αντιστοίχης εταιρείας/Warrants are included in the Market were the listed shares of the companies are traded

## Στατιστικά Συναλλαγών Trading Statistics

Μήνας Month	Συναλλαγές Transactions	Όγκος Volume Τεμάχια Securities Trad. (€)	Μήνας Month	Συναλλαγές Transactions	Όγκος Volume Τεμάχια Securities Trad. (€)		
1/08/2008	1.201	4.983.765	4.006.252	1/09/2008	547	12.952.302	4.320.007
4/08/2008	800	3.356.963	1.813.582	2/09/2008	1.403	10.213.499	5.679.037
5/08/2008	1.145	23.393.495	3.359.941	3/09/2008	1.231	7.013.342	3.632.566
6/08/2008	1.166	8.306.204	2.809.725	4/09/2008	1.137	6.393.027	3.952.276
7/08/2008	752	1.966.623	2.213.868	5/09/2008	2.197	6.945.229	7.668.246
8/08/2008	695	15.473.389	2.213.753	8/09/2008	977	5.553.090	3.576.244
11/08/2008	1.011	16.278.700	3.131.207	9/09/2008	1.095	5.854.078	5.739.015
12/08/2008	1.047	5.338.235	3.994.673	10/09/2008	1.445	17.024.617	5.196.021
13/08/2008	1.515	5.828.913	5.013.595	11/09/2008	3.067	15.794.575	11.395.146
14/08/2008	980	4.442.837	2.909.983	12/09/2008	1.397	11.285.527	7.311.723
18/08/2008	1.064	5.121.675	3.021.659	15/09/2008	2.634	7.500.736	8.380.391
19/08/2008	960	4.057.280	3.104.536	16/09/2008	2.030	9.165.670	7.255.692
20/08/2008	799	4.412.962	2.055.723	17/09/2008	1.534	4.747.065	4.736.656
21/08/2008	825	21.203.231	1.854.726	18/09/2008	2.334	5.852.506	8.191.242
22/08/2008	859	3.078.761	2.695.345	19/09/2008	2.361	7.593.595	8.784.756
25/08/2008	932	12.545.986	4.906.587	22/09/2008	1.411	3.848.849	4.773.285
26/08/2008	882	4.221.472	2.666.098	23/09/2008	2.257	15.515.289	5.877.855
27/08/2008	757	10.690.774	4.299.691	24/09/2008	1.107	10.893.173	3.259.814
28/08/2008	636	12.558.100	4.463.427	25/09/2008	1.052	9.117.738	2.963.768
29/08/2008	749	14.939.457	4.755.939	26/09/2008	2.181	5.184.877	7.999.901
				29/09/2008	2.586	7.049.306	7.314.907
				30/09/2008	2.704	7.432.935	7.801.419
<b>20</b>	<b>18.775</b>	<b>182.198.822</b>	<b>65.290.310</b>	<b>22</b>	<b>38.687</b>	<b>192.931.025</b>	<b>135.809.967</b>
Μέσος Ημερήσιος Average Daily	939	9.109.941	3.264.516		1.759	8.769.592	6.173.180
				Έτος Year	Συναλλαγές Transactions	Όγκος Volume Τεμάχια Securities Trad. (€)	
Μέσος Έτους Yearly Average				2008	1.661	9.739.065	6.563.366



## Δείκτες τιμών του Χρηματιστηρίου - CSE Indices

	Κλείσιμο Closing 30/09/2008	Υψιότερη Έτους Yearly Highest	Χαμηλότερη Έτους Yearly Lowest	Ποσοστιαία Διαφορά Percentage Change			
				02/01/2008	29/08/2008		
<b>Δείκτες Αγορών-Market Indices (base 3.09.2004=1000)</b>							
Γενικός Δείκτης General Index	2.082,90	4880,97	02/01/2008	2074,39	29/09/2008	-57,33	-27,78
Δείκτης Κύριας Αγοράς Main Market Index	2.097,48	4969,81	02/01/2008	2089,64	29/09/2008	-57,80	-28,23
Δείκτης Παράλληλης Αγοράς Parallel Market Index	1.506,12	2129,57	02/01/2008	1477,55	29/09/2008	-29,28	-8,87
Δείκτης Εναλλακτικής Αγοράς Alternative Market Index	2.063,85	2910,76	07/01/2008	2052,81	29/09/2008	-29,03	-12,17
Δείκτης Επενδυτικών Εταιρειών Investment Companies Index	1.107,45	2291,32	02/01/2008	1076,97	29/09/2008	-51,67	-14,68
<b>Κλαδικό Δείκτης Sectoral Indices (base 3.09.2004=1000)</b>							
Δείκτης Τραπεζών Banks	2.277,20	5504,34	02/01/2008	2266,62	29/09/2008	-58,63	-28,63
Δείκτης Ξενοδοχείων Hotels	1.107,38	2291,52	02/01/2008	1107,38	30/09/2008	-51,67	-18,30
<b>Δείκτης FTSE&amp;XAK FTSE&amp;CSE Indices</b>							
FTSE CySE 20 (base 30.11.2000=1000)	716,47	1672,54	02/01/2008	712,86	29/09/2008	-57,16	-27,60
FTSE Med 100	8.152,95	12.055,78	02/01/2008	7.964,24	18/09/2008	-32,37	-8,62

## Όγκος συναλλαγών κατά Κλάδο -Value of volume traded by sector

Τομέας Οικονομικής Δραστηριότητας Economic Group*	Όγκος Volume (€)	Στάθμιση Weight %
Χρηματοοικονομικά-Financials	113.053.615	83,244
Υπηρεσίες καταναλωτών-Consumer Services	15.103.678	11,121
Βιομηχανίες-Industrials	2.824.761	2,080
Καταναλωτικά αγαθά-Consumer Goods	2.919.586	2,150
Τηλεπικοινωνίες-Telecommunications	136.638	0,101
Τεχνολογία-Technology	1.260.873	0,928
Βασικά υλικά-Basic Materials	37.131	0,027
Εταιρικά Χρεόγραφα-Corporate Bonds	397.175	0,292
Κυβερνητικά Χρεόγραφα-Government Bonds	76.511	0,056
Σύνολο Total	135.809.968	100,00

\*Σύστημα κατηγοριοποίησης FTSE Industry Classification Benchmark – ICB.

## Αριθμός τίτλων που διαπραγματεύτηκαν κατά κλάδο Number of securities traded by sector

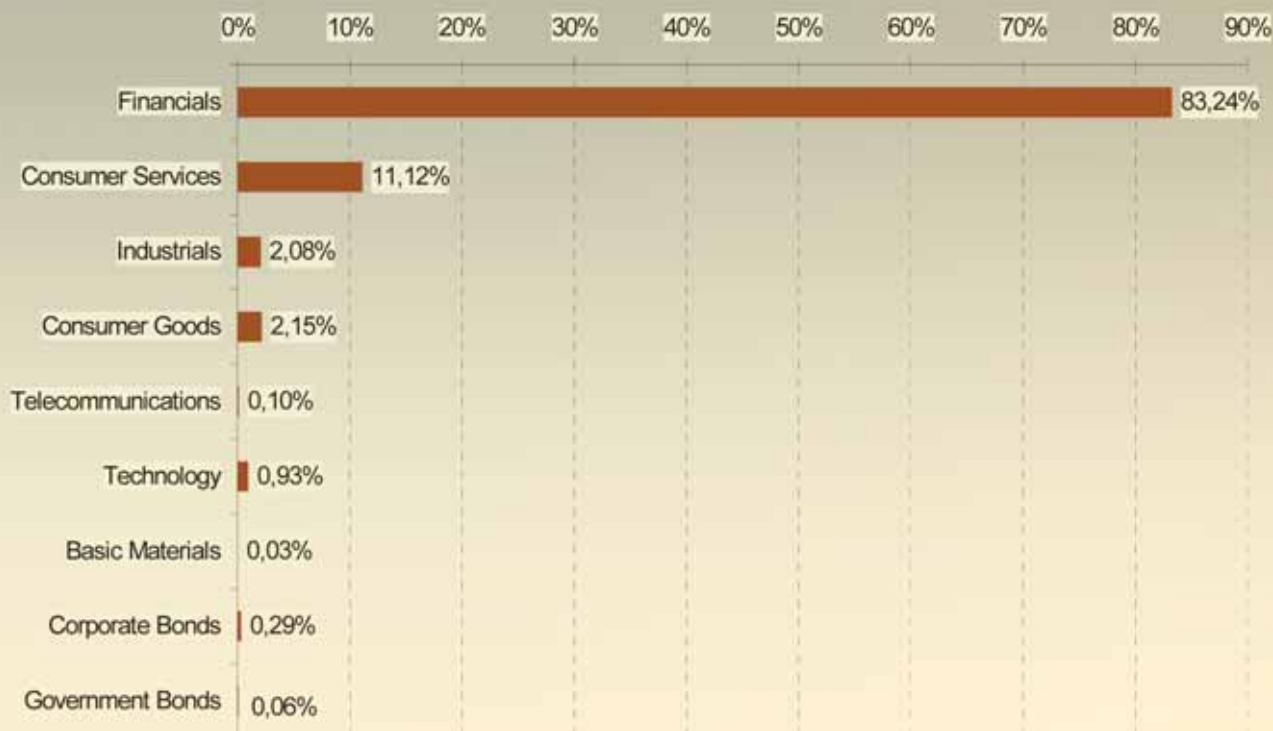
Τομέας Οικονομικής Δραστηριότητας Economic Group	Συναλλαγές Transactions	Τεμάχια Securities Traded	Στάθμιση Weight %
Χρηματοοικονομικά-Financials	29.568	64.022.350	33,18
Υπηρεσίες καταναλωτών-Consumer Services	4.712	50.763.300	26,31
Βιομηχανίες-Industrials	1.600	6.530.212	3,38
Καταναλωτικά αγαθά-Consumer Goods	1.177	15.155.738	7,86
Τηλεπικοινωνίες-Telecommunications	170	502.461	0,26
Τεχνολογία-Technology	1.401	21.402.930	11,09
Βασικά υλικά-Basic Materials	40	229.264	0,12
Εταιρικά Χρεόγραφα-Corporate Bonds	17	26.636.064	13,81
Κυβερνητικά Χρεόγραφα-Government Bonds	2	7.688.706	3,99
Σύνολο Total	38.687	192.931.025	100,00



**Απόδοση κλαδικών και άλλων δεικτών του ΧΑΚ για το μήνα**  
**Sectoral and special indices performance on the Cyprus Stock Exchange during month**



**Κλαδική Στάθμιση-στην αξία του Όγκου Συναλλαγών για το μήνα**  
**Economic Group Weighting to value traded during month**





## Χρηματιστηριακή αξία ανά αγορά Market Capitalisation into Markets

	29/08/2008 (€)	30/09/2008 (€)	% Δ	Στάθμιση Weight* %
<b>Αγορά Market</b>				
Κύρια Αγορά Main Market	10.000.677.279	7.310.229.001	-26,90	50,82
Παράλληλη Αγορά Parallel Market	524.989.928	488.362.448	-6,98	3,40
Εναλλακτική Αγορά Alternative Market	1.892.211.952	1.651.370.155	-12,73	11,48
Αγορά Επενδυτικών Εταιρειών Investment Companies Market	261.518.207	219.418.455	-16,10	1,53
Ποντοπόρος Ναυτιλία Shipping Companies Market	92.130.132	84.048.541	-8,77	0,58
Ειδική Κατηγορία Special Category Market	40.041.664	37.365.169	-6,68	0,26
Ειδικών Χαρακτηριστικών Special Characteristics Market	146.544.043	133.899.100	-8,63	0,93
Μετοχές-Shares (Excluding Investment Market)	12.696.594.997	9.705.274.414	-23,56	67,47
ΔΑΜ-Warrants	21.054.266	18.359.512	-12,80	0,13
<b>Αγορά Χρεογράφων Bonds Market</b>				
Εταιρικά Χρεόγραφα Corporate Bonds	1.117.608.418	1.112.685.236	-0,44	7,74
Κυβερνητικά Χρεόγραφα Government Bonds	3.346.853.291	3.347.372.678	0,02	23,27
<b>Σύνολο Total</b>	<b>17.422.574.914</b>	<b>14.384.750.783</b>	<b>-17,44</b>	<b>100,0</b>

\*Η στάθμιση υπολογίζεται στο σύνολο της Χρηματιστηριακής Αξίας The weight is calculated to the total Market Capitalisation

### Μετοχές με τη μεγαλύτερη χρηματιστηριακή αξία,τέλος του μήνα Shares with the largest market capitalisation at the end of month

Εκδότης-Company	Αγορά-Market	Χρηματιστηριακή Αξία Market Capitalisation (€)	Στάθμιση Weight* %
1 BANK OF CYPRUS PUBLIC COMPANY LTD	Κύρια-Main	3.188.157.938	32,12
2 MARFIN POPULAR BANK PUBLIC CO LTD	Κύρια-Main	2.922.042.812	29,44
3 HELLENIC BANK PUBLIC COMPANY LTD	Κύρια-Main	538.650.429	5,43
4 PANDORA INVESTMENTS PUBLIC LTD	Εναλλακτική-Alternative	152.796.674	1,54
5 SEA STAR CAPITAL PLC	Εναλλακτική-Alternative	148.792.377	1,50
6 CYPRUS TRADING CORPORATION PLC	Εναλλακτική-Alternative	144.535.032	1,46
7 WOOLWORTH (CYPRUS) PROPERTIES PLC	Παράλληλη-Parallel	143.279.819	1,44
8 LOUIS PLC	Κύρια-Main	135.268.468	1,36
9 VASSILICO CEMENT WORKS PUBLIC COMPANY LTD	Κύρια-Main	112.845.921	1,14
10 KEO PLC	Εναλλακτική-Alternative	89.838.004	0,91
<b>Όλοιο Total</b>		<b>7.576.207.474</b>	<b>75,43</b>

\*Η στάθμιση υπολογίζεται στο σύνολο της χρηματιστηριακής αξίας των μετοχών

\*The weight is calculated to the Market Capitalisation (Shares only, including Investment Companies Market)

### Χρηματιστηριακή αξία Εταιρικών Χρεογράφων Market Capitalisation of Corporate Bonds

Εταιρικά Ομόλογα-Corporate Bonds	Χρηματιστηριακή Αξία Market Capitalisation (€)	Στάθμιση Weight** %
1 AMATHUS PUBLIC LTD - GUARANTEED BONDS 2010	8.543.007	0,77
2 HELLENIC BANK PUBLIC COMPANY LTD - BONDS 2016	128.145.108	11,52
3 HELLENIC BANK PUBLIC COMPANY LTD (DEBENTURES) 2004/2009	24.860.151	2,23
4 HELLENIC BANK PUBLIC COMPANY LTD - BONDS 2011	37.621.695	3,38
5 A. PANAYIDES CONTRACTING PUBLIC LTD - BONDS 2004-2011	2.480.035	0,22
6 BANK OF CYPRUS PUBLIC COMPANY LTD - CONVERTIBLE BONDS 2013/2018	575.703.340	51,74
7 BANK OF CYPRUS PUBLIC COMPANY LTD	125.020.418	11,24
8 BANK OF CYPRUS PUBLIC COMPANY LTD - CAPITAL SECURITIES (B)	51.437.446	4,62
9 HELLENIC BANK PUBLIC COMPANY LTD - CAPITAL SECURITIES	42.715.036	3,84
10 MARFIN POPULAR BANK PUBLIC CO LTD - CAPITAL SECURITIES	116.159.000	10,44
<b>Όλοιο Total</b>	<b>1.112.685.236</b>	<b>100,00</b>

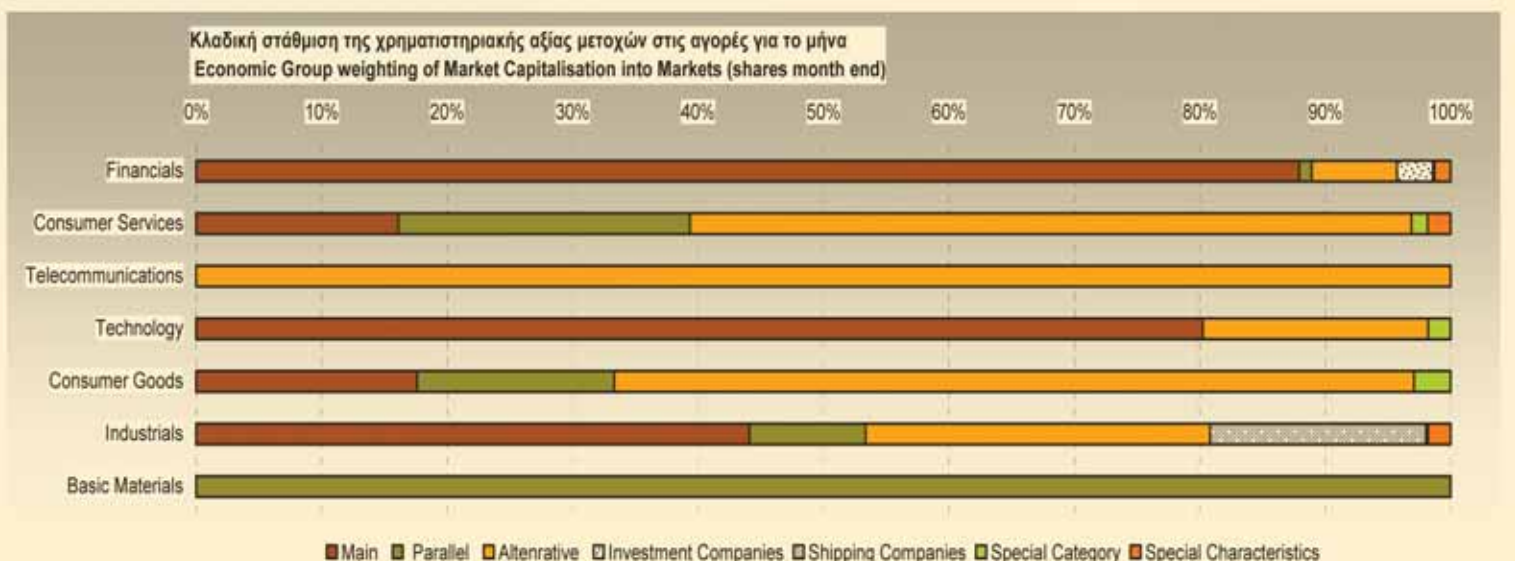
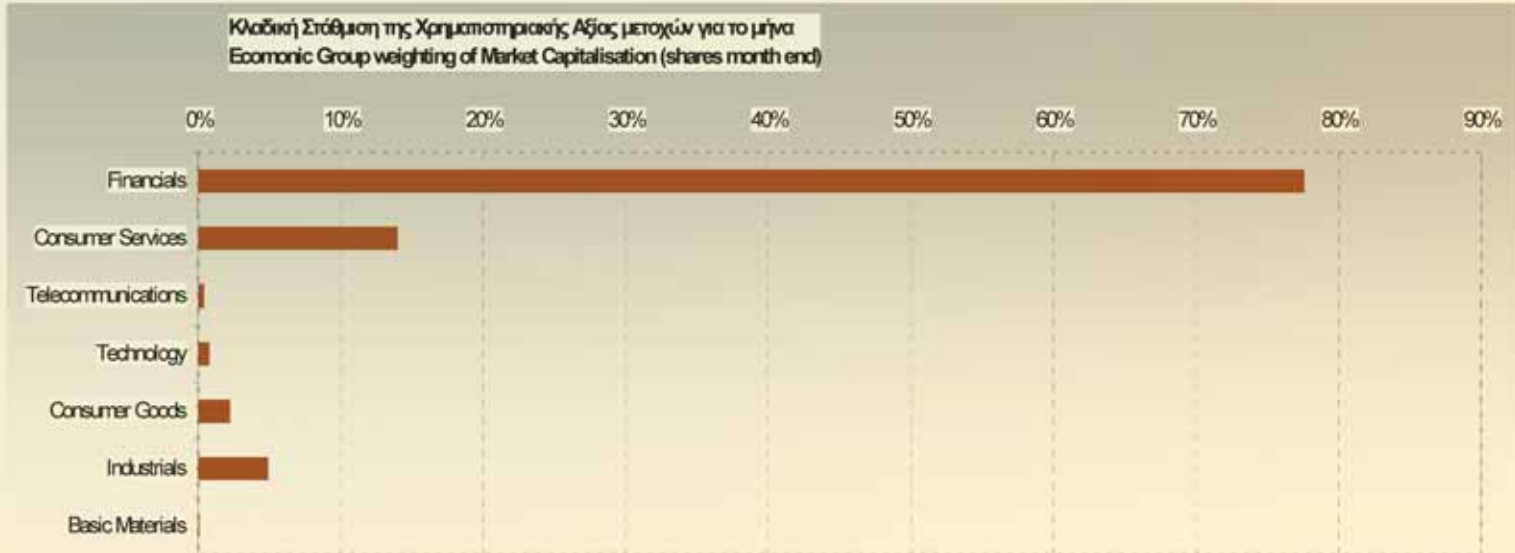
Στον υπολογισμό λαμβάνεται η τελευταία τιμή πραγματοποίησης συναλλαγής -Last traded price is used for the estimation of the market capitalisation

\*\*Η στάθμιση υπολογίζεται στο σύνολο της χρηματιστηριακής αξίας των εταιρικών χρεογράφων. The weight is calculated to the Market Capitalisation of Cor. Bonds



## Χρηματιστηριακή Αξία Αγορών ανά τομέα Οικονομικής Δραστηριότητας Market Capitalisation per Economic Group

Τομέας Οικονομικής Δραστηριότητας Economic Group*	Αγορά Market							% on Total
	Κύρια Main	Παράλληλη Parallel	Εναλλακτική Alternative	Επενδυτικών Εταιρειών Investment Companies	Πομποπόρος Ναυτιλία Shipping Companies	Ειδική Κατηγορία Special Category	Ειδικών Χαρακτηρίων Special Characteristics	
	(€)	(€)	(€)	(€)	(€)	(€)	(€)	
Βασικά υλικά-Basic Materials		6.720.871						0,07
Βιομηχανίες-Industrials	215.388.800	45.273.733	134.302.038		84.048.541	711.630	8.820.660	4,92
Καταναλωτικά αγαθά-Consumer Goods	39.004.772	34.870.643	141.233.838			6.477.761		2,23
Τεχνολογία-Technology	62.658.995		14.021.585			1.407.977		0,79
Τηλεπικοινωνίες-Telecommunications			40.188.496					0,40
Υπηρεσίες καταναλωτών-Consumer Services	223.728.620	322.661.491	798.765.616			18.178.594	25.553.014	13,99
Χρηματοοικονομικά-Financials	6.769.447.814	78.835.710	522.858.582	219.418.455		10.589.206	99.525.426	77,59
Σύνολο Total (€)	7.310.229.001	488.362.448	1.651.370.155	219.418.455	84.048.541	37.365.169	133.899.100	100
% Αγοράς στη συνολική Χρηματιστηριακή αξία μετοχών	73,66	4,92	16,64	2,21	0,85	0,38	1,35	
%Market Capitalisation /Total Market Capitalisation (only shares)								





Εμπορεύσιμοι τίτλοι μετοχών με βάση τον όγκο συναλλαγών (σε μηνιαία βάση)-Most traded shares (monthly basis)

Τίτλος-Security	Ημέρες Εμπ/τητας Tradind Days	Αγορά** Market	Όγκος- Value (€)	Στάθμιση Weight %
1 BANK OF CYPRUS PUBLIC COMPANY LTD	22	MM	43.554.418	32,07
2 MARFIN POPULAR BANK PUBLIC CO LTD	22	MM	36.483.409	26,86
3 HELLENIC BANK PUBLIC COMPANY LTD	22	MM	22.338.763	16,45
4 SEA STAR CAPITAL PLC	22	AM	8.982.170	6,61
5 WHITE KNIGHT HOLDINGS PUBLIC COMPANY LTD	15	AM	2.743.903	2,02
6 C.T.O. PUBLIC COMPANY LTD	22	AM	2.441.201	1,80
7 C.A. PAPAELLINAS TRADING PUBLIC COMPANY LTD	16	PM	2.403.436	1,77
8 ALLIANCE INTERNATIONAL REINSURANCE PUBLIC COMPANY LTD	19	PM	2.026.562	1,49
9 SFS GROUP PUBLIC COMPANY LTD	22	MM	1.879.901	1,38
10 OCEAN TANKERS HOLDINGS PUBLIC COMPANY LTD	21	SHM	1.137.233	0,84

Τίτλοι με τη μεγαλύτερη απόδοση του μήνα-Securities with best performance (1-month Performance)

Τίτλος-Security	Ημέρες Εμπ/τητας Tradind Days	Αγορά** Market	Τιμή Πράξης-Transaction Price* (€)		% Δ
			Sep-08	Aug-08	
1 HARVEST CAPITAL MANAG. PU LTD	11	IM	0,14	0,10	40,00
2 LIBRA HOLIDAYS GROUP PLC	10	SM	0,09	0,07	28,57
3 C.A. PAPAELLINAS TRADING LTD	16	PM	1,00	0,80	25,00
4 CONSTANTINOU BROS HOTELS LTD	4	AM	0,33	0,28	17,86
5 C.T.O PUBLIC COMPANY LTD	22	AM	0,22	0,19	15,79
6 EXELIXI INVESTMENT PUBLIC LTD	3	AM	0,46	0,40	15,00
7 TELIA AQUA MARINE PUBLIC LTD	2	AM	0,40	0,36	11,11
8 L.P. TRANSBETON PUBLIC LTD	2	AM	0,33	0,30	10,00
9 THE CYPRUS CEMENT LTD (W2009)	9	AM	0,37	0,34	8,82
10 WOODLAND AND DESIGNS PLC	8	AM	4,00	3,70	8,11

\* Last Trade of the Month - Τελευταία Πράξη του Μήνα

Τίτλοι με τη χαμηλότερη απόδοση του μήνα-Securities with worst performance (1-month Performance)

Τίτλος-Security	Ημέρες Εμπ/τητας Tradind Days	Αγορά** Market	Τιμή Πράξης-Transaction Price* (€)		% Δ
			Sep-08	Aug-08	
1 PRIMETEL PLC (W 2008/2011)	9	AM	0,09	0,13	-30,77
2 LEPTOS CALYPSO HOTELS LTD	18	AM	0,15	0,22	-31,82
3 KARAOULIS GROUP PUBLIC LTD (W)	3	AM	0,04	0,06	-33,33
4 CEILFLOOR PUBLIC COMPANY LTD	2	SM	0,08	0,12	-33,33
5 XENOS TRAVEL PUBLIC LTD	7	SM	0,04	0,06	-33,33
6 BANK OF CYPRUS PUBLIC COM.LTD	22	MM	5,56	8,40	-33,81
7 A.L. PROCHOICE LTD(W2008/2010)	21	AM	0,05	0,08	-37,50
8 MODESTOU SOUND & VISION PU LTD	10	AM	0,03	0,05	-40,00
9 TROKKOUIDES & KYROS PLC	18	AM	1,09	1,86	-41,40
10 EUROPROFIT LTD (W 2005/2012)	1	AM	0,05	0,15	-66,67

\* Last Trade of the Month - Τελευταία Πράξη του Μήνα

\*\* MM=Κύρια Αγορά Main Market,PM=Παράλληλη Αγορά Parallel Market,AM=Εναλλακτική Αγορά Alternative Market, SHM=Ποιντοπόρο Ναυτιλίας Shipping Companies Market  
IM=Αγορά Επενδυτικών Εταιρειών Investment Companies Market, SM=Ειδική Κατηγορία Special Category, SCM=Ειδικών Χαρακτηριστικών Special Characteristics



## Μηνιαία μερίδια Αγοράς Μελών Monthly Market Share of the CSE members

Επιλεγμένη Περίοδος-Selected Period:01/09/2008 - 30/09/2008

Rank	Member Code	Members of the Cyprus Stock Exchange	Value of Equities (€)	Daily Average value of Equities (€)	Market Share (%)	Value of Bonds (€)	Notes
1	MF	MEGA EQUITY FIN. SERV. LTD	52.746.744	1.758.225	19,49		0
2	CI	CISCO LTD	42.894.854	1.429.828	15,85	474.861	0
3	AX	LAIKI HRIMATISTIRIAKI EPEY LTD	34.706.801	1.156.893	12,82		0
4	CL	CLR SEC. & FINANCIAL SERV. LTD	27.128.968	904.299	10,02	153.191	0
5	AS	ATLANTIC SECURITIES LTD	24.747.751	824.925	9,14	131.699	0
6	EL	ELLINIKI TRAPEZA (EPEND.) LTD	19.360.628	645.354	7,15	1.990	0
7	SS	SHARELINK SEC. & FIN. SER. LTD	16.663.310	555.444	6,16		0
8	EB	EFG EUROBANK SECURITIES S.A.	10.533.571	351.119	3,89		1
9	EF	EGNATIA FIN. SERV. (CY) LTD	8.362.219	278.741	3,09	60.000	0
10	GC	GLOBAL CAP SEC & FIN SER LTD	6.658.322	221.944	2,46	27.710	0
11	AG	ARGUS STOCKBROKERS LTD	6.387.705	212.924	2,36		0
12	CO	COOP CENTRAL BANK LTD	5.194.911	173.164	1,92		0
13	AΦ	ALPHA FINANCE BROKERAGE AND INVESTMENT SERVICES S.A.	4.509.607	150.320	1,67	37.118	1
14	PS	PROTON BANK S.A.	4.087.962	136.265	1,51		1
15	EΘ	National P&K Securities S.A.	2.146.462	71.549	0,79		1
16	ΘΝ	ETHNIKI TRAPEZA ELLADOS (KIPR)	1.679.852	55.995	0,62	1.000	0
17	ΣΙ	PIRAEUS SECURITIES S.A.	840.344	28.011	0,31		1
18	EX	EUROXX SECURITIES S.A.	777.293	25.910	0,29		1
19	ΕΛ	INVESTMENT BANK OF GREECE S.A.	502.079	16.736	0,19		1
20	MD	HSBC-PANTELAKIS SEC. S.A.	303.464	10.115	0,11		1
21	AB	EUROCORP SECURITIES S.A.	228.961	7.632	0,08		1
22	AR	ARTION SECURITIES SA	160.378	5.346	0,06		1
23	SO	SOLIDUS SECURITY S.A.	34.837	1.161	0,01		1
24	BT	BETA SECURITIES S.A.	15.520	517	0,01		1
25	CC	CENTRAL BANK OF CYPRUS				59.801	0

1.Μέλη του Χρηματιστηρίου Αθηνών που λειτουργούν ως εξ'αποστάσεως Μέλη (Remote Members) του Χρηματιστηρίου Αξιών Κύπρου

### Σημειώσεις:

1.Μέλη του Χρηματιστηρίου Αθηνών που λειτουργούν ως εξ'αποστάσεως Μέλη (Remote Members) του Χρηματιστηρίου Αξιών Κύπρου  
Members of the Athex Exchange acting as Remote Members of the Cyprus Stock Exchange



## CENTRAL REGISTRY- DEPOSITORY STATISTICS

### Μερίδες Επενδυτών-Investors Accounts

Επιλεγμένη Περίοδος-Selected Period: 01/09/2008 - 30/09/2008

Μήνας Month	Αριθμός νέων Μερίδων Επενδυτών Number of new (Opened) Investors Accounts
2008-09	333

### Κινητικότητα Ενεργών Μερίδων

#### Active Investors Shares mobility

Επιλεγμένη Περίοδος-Selected Period: 01/09/2008 - 30/09/2008

Month	Total of Active Investor Shares	Daily average of active Investors Shares	Active Investors Shares mobility
2008-09	5,943	884	2,97

#### Σημειώσεις:

1. Ενεργοί Λογαριασμοί είναι οι αριθμοί των μερίδων που έκαναν αγοραπωλησία στο ΧΑΚ τουλάχιστον μία φορά την συγκεκριμένη περίοδο.
2. Ημερήσιος Μ.Ο είναι ο μέσος όρος των ημερήσιων ενεργών μερίδων της συγκεκριμένης περιόδου.
3. Κινητικότητα ενεργών λογαριασμών είναι ο αριθμός των ημερών όπου κατά μέσο όρο μια μερίδα έκανε τουλάχιστον μία αγοραπωλησία στο ΧΑΚ.

#### Notes:

1. Active investor accounts indicate the number of investors who have purchased equities or Debt in the CSE at least once for the relevant period of time.
2. Daily average is the daily active investor accounts for the relevant period of time.
3. Mobility of active investor accounts indicate the average number of days during which an investor purchased equities in the CSE at least once.

### Ποσοστό Αλλοδαπών Επενδυτών στην Κεφαλαιοποίηση τέλος του Μήνα

#### Foreign Investors participation to the Market Capitalisation-Month end

Επιλεγμένη Περίοδος-Selected Period:30/09/2008

Κατηγορία Επενδυτών-Investors Category	Χρηματιστηριακή Αξία Market Capitalisation %
Αλλοδαποί επενδυτές-Foreign Investors	10,16

### Κατανομή των Μερίδων των επενδυτών βάσει του αριθμού μετοχών στο χαρτοφυλάκιο τους Investors Shares allocation with positive balance based on the number of securities composing their portfolios

	Investor shares	
	Αριθμός-Number	%
1	169.040	65,41
2-5	72.871	28,20
6-10	12.582	4,87
>10	3.954	1,53
Σύνολο-Total	258.447	100,00